

***2009
NWT Community Survey
Housing Component***

Overall Results

January 2010

Table of Contents

| | |
|----------------------------------|----|
| Highlights | 1 |
| Statistical Tables | 5 |
| Appendix A | |
| Definitions..... | 19 |
| Methodology | 21 |
| Standard Errors | 23 |
| Appendix B (Questionnaire) | 25 |

2009 NWT Community Survey Housing Needs Component -- Highlights

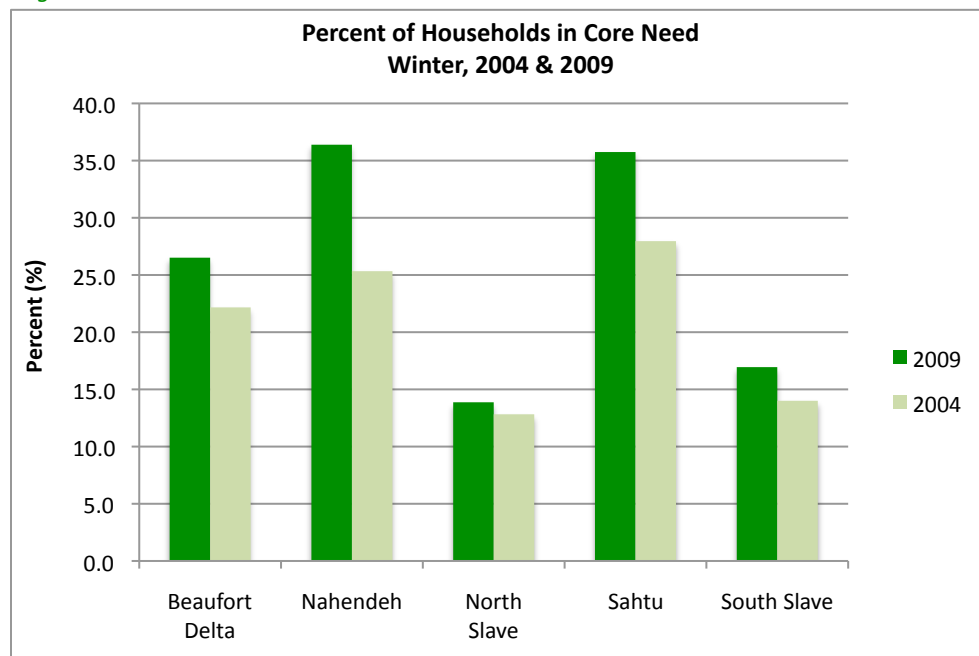
This report focuses on community housing needs from data collected by the 2009 NWT Community Survey. The survey was conducted by the NWT Bureau of Statistics in all communities in the Northwest Territories between January and March, 2009.

The 2009 NWT Community Survey continues the work of measuring and analyzing housing conditions in the Northwest Territories that has occurred for many years by examining nationally accepted indicators including suitability, adequacy and affordability. Suitability is defined as having the appropriate number of bedrooms for the characteristics and number of occupants as determined by the National Occupancy Standard requirements. Adequate housing must have running water, an indoor toilet, bathing and washing facilities and must not require major repairs. Affordable housing costs less than 30% of household income where shelter costs include utilities, water, heat, insurance, property taxes land lease costs and rent or mortgage payments.

If a dwelling does not meet one or more of these three conditions, suitability, adequacy or affordability, the dwelling is considered to have a housing problem. If a dwelling has a housing problem and a total household income below the Core Need Income Threshold (as determined by the NWT Housing Corporation), it is considered to be in core need.

In 2009, 19% of dwellings in the Northwest Territories were considered to be in core need. This compares with 16% in 2004 and 20% in 2000. The Nahendeh district had the highest proportion with just over 36% of dwellings in core need, followed closely by the Sahtu district with just under 36%. The North Slave district had the lowest proportion of dwellings in core need at 14%.

Figure 1

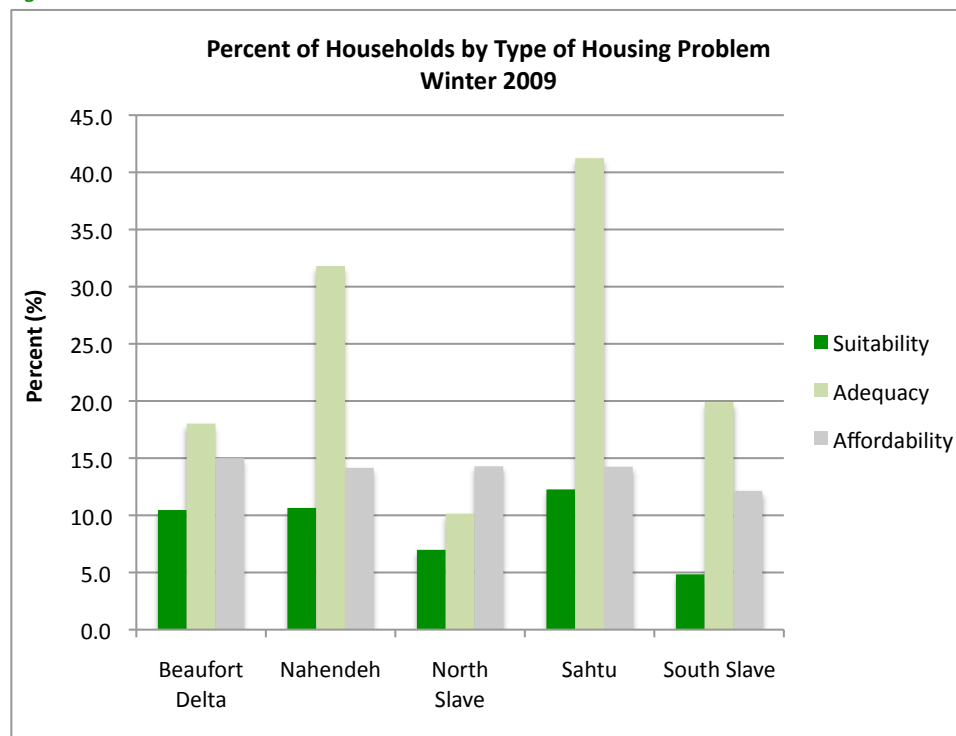


The percent of households in core need rose between 2004 and 2009 in all five districts. The greatest contributor to the increase was an increase in the percent of households with adequacy problems and

specifically those needing major repairs. Overall, some 16% of households in the Northwest Territories require major repairs. In some of the smaller communities, this ranges from 61% in Colville Lake to 29% in Sachs Harbour. For most of the regional centres between 10 – 15% require major repairs while in Yellowknife, only 4.3% of dwellings require major repairs. Overall, of the 33 communities in the Northwest Territories, 25 showed an increase in the percentage of households requiring major repairs.

Affordability issues are fairly consistent across all districts in the Northwest Territories. Overall, 14% of households have affordability issues with the South Slave having the lowest affordability problems at 12%. Historically, suitability has been the smallest housing problem in the NWT ranging from 10% of households in 2000 to nearly 8% in 2009.

Figure 2



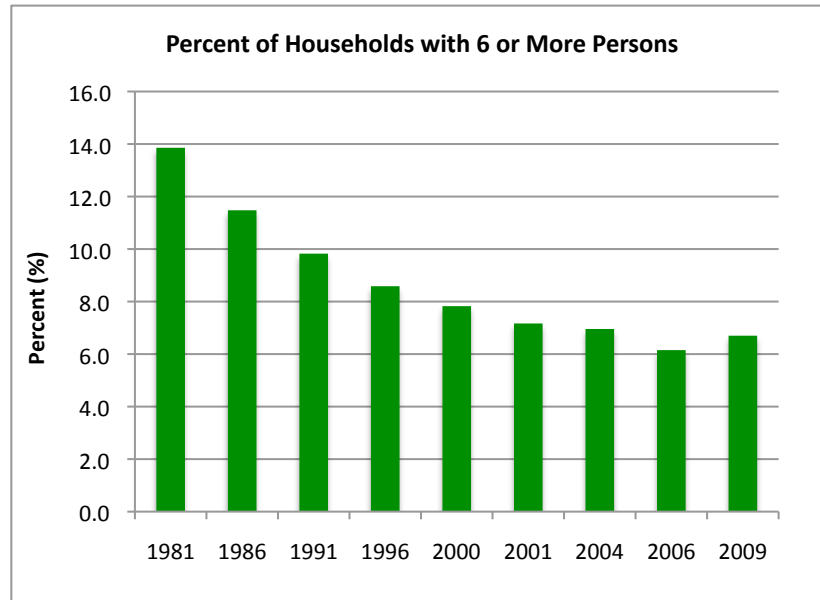
Just over half of all the dwellings in the NWT are owned by the resident. This varies from 22% in Ulukhaktok to 97% in Trout Lake. Some 34% of dwellings in Inuvik are owned compared with nearly 70% in Hay River, 62% in Fort Smith and 54% in Yellowknife. Home ownership in the NWT has increased from 30% in 1981 to 53% in 2009.

Nearly 48% of the dwellings in the NWT are rental properties, with 52% of these being private market rentals, 33% are public housing units and the remaining 15% are staff housing. The majority of communities have very small private rental markets with the exception of Inuvik, Hay River, Fort Smith and Yellowknife and to a lesser extent, Fort Simpson, Fort Liard and Norman Wells.

Private market rentals tend to require the least amount of maintenance while nearly 19% of owned homes and 24% of public housing units require major repairs. As a result, adequacy is the most prevalent problem for both owned homes and public housing units and although considerably lower, it also the most prevalent for staff housing. For private market rentals, nearly 22% had affordability problems, compared to 14% for owned homes, 8% for public housing units and 3% for staff housing.

There are a variety of other housing indicators used to assess the quality of housing including the percent of households with 6 persons or more and the average number of persons per dwelling. Since 1981, the percent of households with 6 persons or more has declined from nearly 14% to 7%, a drop of 50%. Similarly, the average number of persons per household has declined from 3.5 persons to 2.9 persons between 1981 and 2009.

Figure 3



The following statistical tables provide detailed housing results from the 2009 NWT Community Survey. Technical definitions, a description of the methodology and error measurements are in Appendix A while a copy of the questionnaire may be found in Appendix B.

Statistical Tables

Table 1
Households by Housing Problems and Core Need
Northwest Territories, Winter 2009

| | Total Households | | HOUSING PROBLEMS | | | | | | | | Core Need | |
|------------------------------|------------------|------------|------------------|-----------|--------------|-----------|--------------|-----------|---------------|-----------|--------------|-----------|
| | No. | % | Total* | | Suitability | | Adequacy | | Affordability | | No. | % |
| | | | No. | % | No. | % | No. | % | No. | % | | |
| Northwest Territories | 14,522 | 100 | 4,593 | 32 | 1,110 | 8 | 2,361 | 16 | 2,031 | 14 | 2,755 | 19 |
| Beaufort Delta | 2,380 | 100 | 876 | 37 | 249 | 10 | 429 | 18 | 357 | 15 | 631 | 27 |
| Aklavik | 228 | 100 | 99 | 43 | 26 | 11 | 80 | 35 | 10 | 4 | 82 | 36 |
| Fort McPherson | 268 | 100 | 88 | 33 | 44 | 16 | 41 | 15 | 21 | 8 | 75 | 28 |
| Inuvik | 1,280 | 100 | 432 | 34 | 85 | 7 | 134 | 10 | 271 | 21 | 250 | 20 |
| Paulatuk | 75 | 100 | 44 | 59 | 11 | 15 | 32 | 43 | 10 | 13 | 40 | 53 |
| Sachs Harbour | 47 | 100 | 17 | 36 | - | 0 | 14 | 30 | 6 | 13 | 12 | 26 |
| Tsiigehtchic | 59 | 100 | 24 | 41 | 12 | 20 | 16 | 27 | 3 | 5 | 11 | 19 |
| Tuktoyaktuk | 283 | 100 | 131 | 46 | 54 | 19 | 92 | 33 | 24 | 8 | 121 | 43 |
| Ulukhaktok | 140 | 100 | 41 | 29 | 18 | 13 | 20 | 14 | 11 | 8 | 40 | 29 |
| Nahendeh | 742 | 100 | 342 | 46 | 79 | 11 | 236 | 32 | 105 | 14 | 270 | 36 |
| Fort Liard | 170 | 100 | 103 | 61 | 35 | 21 | 76 | 45 | 26 | 15 | 80 | 47 |
| Fort Simpson | 442 | 100 | 147 | 33 | 32 | 7 | 89 | 20 | 53 | 12 | 112 | 25 |
| Jean Marie River | 20 | 100 | 13 | 65 | 4 | 20 | 6 | 30 | 8 | 40 | 13 | 65 |
| Nahanni Butte | 35 | 100 | 24 | 69 | 2 | 6 | 20 | 57 | 8 | 23 | 21 | 60 |
| Trout Lake | 33 | 100 | 22 | 67 | 4 | 12 | 17 | 52 | 5 | 15 | 18 | 55 |
| Wrigley | 42 | 100 | 33 | 79 | 2 | 5 | 28 | 67 | 5 | 12 | 27 | 64 |
| North Slave | 7,735 | 100 | 2,095 | 27 | 540 | 7 | 785 | 10 | 1,105 | 14 | 1,073 | 14 |
| Behchokò | 467 | 100 | 351 | 75 | 147 | 31 | 275 | 59 | 78 | 17 | 223 | 48 |
| Detah | 80 | 100 | 47 | 59 | 11 | 14 | 42 | 53 | 9 | 11 | 33 | 41 |
| Gamètì | 71 | 100 | 40 | 56 | 10 | 14 | 26 | 37 | 17 | 24 | 34 | 48 |
| Łutselk'e | 111 | 100 | 67 | 60 | 19 | 17 | 44 | 40 | 28 | 25 | 51 | 46 |
| N'dilo | 111 | 100 | 61 | 55 | 17 | 15 | 42 | 38 | 17 | 15 | 46 | 41 |
| Wekweètì | 35 | 100 | 21 | 60 | 5 | 14 | 20 | 57 | 2 | 6 | 17 | 49 |
| Whatì | 118 | 100 | 72 | 61 | 32 | 27 | 30 | 25 | 26 | 22 | 56 | 47 |
| Yellowknife | 6,742 | 100 | 1,435 | 21 | 300 | 4 | 305 | 5 | 928 | 14 | 614 | 9 |
| Sahtu | 856 | 100 | 435 | 51 | 105 | 12 | 353 | 41 | 122 | 14 | 306 | 36 |
| Colville Lake | 35 | 100 | 34 | 97 | 11 | 31 | 34 | 97 | 3 | 9 | 27 | 77 |
| Déljne | 174 | 100 | 125 | 72 | 23 | 13 | 103 | 59 | 29 | 17 | 96 | 55 |
| Fort Good Hope | 182 | 100 | 124 | 68 | 32 | 18 | 103 | 57 | 52 | 29 | 100 | 55 |
| Norman Wells | 307 | 100 | 78 | 25 | 11 | 4 | 67 | 22 | 14 | 5 | 23 | 7 |
| Tulita | 158 | 100 | 75 | 47 | 28 | 18 | 45 | 28 | 24 | 15 | 59 | 37 |
| South Slave | 2,809 | 100 | 844 | 30 | 136 | 5 | 559 | 20 | 341 | 12 | 476 | 17 |
| Enterprise | 40 | 100 | 13 | 33 | 1 | 3 | 11 | 28 | 6 | 15 | 7 | 18 |
| Fort Providence | 242 | 100 | 101 | 42 | 22 | 9 | 76 | 31 | 23 | 10 | 66 | 27 |
| Fort Resolution | 183 | 100 | 110 | 60 | 23 | 13 | 91 | 50 | 37 | 20 | 92 | 50 |
| Fort Smith | 883 | 100 | 224 | 25 | 26 | 3 | 138 | 16 | 108 | 12 | 160 | 18 |
| Hay River | 1,349 | 100 | 350 | 26 | 46 | 3 | 210 | 16 | 157 | 12 | 122 | 9 |
| Hay River Reserve | 94 | 100 | 39 | 41 | 14 | 15 | 31 | 33 | 9 | 10 | 28 | 30 |
| Kakisa | 18 | 100 | 6 | 33 | 3 | 17 | 2 | 11 | 1 | 6 | 1 | 6 |

Source: 2009 NWT Community Survey

*Some households have more than one type of problem, therefore, the sum of the types of problems may exceed the total.

Table 2
Percent of Households with Housing Problems and in Core Need
Northwest Territories, 2000 - 2009

| | % WITH HOUSING PROBLEMS | | | % IN CORE NEED | | |
|------------------------------|-------------------------|-------------|-------------|----------------|-------------|-------------|
| | 2009 | 2004 | 2000 | 2009 | 2004 | 2000 |
| Northwest Territories | 31.6 | 28.9 | 30.1 | 19.0 | 16.3 | 20.3 |
| Beaufort-Delta | 36.8 | 33.2 | 29.3 | 26.5 | 22.2 | 22.1 |
| Aklavik | 43.4 | 44.0 | 33.1 | 36.0 | 32.3 | 32.7 |
| Fort McPherson | 32.8 | 37.5 | 37.9 | 28.0 | 32.7 | 35.8 |
| Inuvik | 33.8 | 27.8 | 23.2 | 19.5 | 13.1 | 11.0 |
| Paulatuk | 58.7 | 49.4 | 43.9 | 53.3 | 34.6 | 43.9 |
| Sachs Harbour | 36.2 | 35.6 | 44.0 | 25.5 | 35.6 | 34.0 |
| Tsiigehtchic | 40.7 | 38.6 | 61.7 | 18.6 | 30.1 | 61.7 |
| Tuktoyaktuk | 46.3 | 37.6 | 35.3 | 42.8 | 31.9 | 32.2 |
| Ulukhaktok | 29.3 | 29.9 | 18.7 | 28.6 | 26.4 | 16.0 |
| Nahendeh | 46.1 | 42.3 | 36.2 | 36.4 | 25.3 | 30.6 |
| Fort Liard | 60.6 | 50.0 | 44.9 | 47.1 | 32.4 | 38.6 |
| Fort Simpson | 33.3 | 33.1 | 26.7 | 25.3 | 16.4 | 21.0 |
| Jean Marie River | 65.0 | 70.8 | 63.2 | 65.0 | 37.5 | 52.6 |
| Nahanni Butte | 68.6 | 58.3 | 48.5 | 60.0 | 47.2 | 45.5 |
| Trout Lake | 66.7 | 41.9 | 61.5 | 54.5 | 29.0 | 57.7 |
| Wrigley | 78.6 | 64.8 | 54.7 | 64.3 | 50.0 | 52.8 |
| North Slave | 27.1 | 24.5 | 26.8 | 13.9 | 12.8 | 14.9 |
| Behchokq | 75.2 | 54.6 | 57.5 | 47.8 | 37.4 | 51.4 |
| Detah | 58.8 | 34.4 | 31.7 | 41.3 | 23.4 | 20.6 |
| Gamètì | 56.3 | 43.4 | 72.9 | 47.9 | 25.0 | 62.9 |
| Łutselk'e | 60.4 | 58.4 | 55.7 | 45.9 | 46.4 | 48.5 |
| N'dilo | 55.0 | 54.3 | 51.9 | 41.4 | 40.2 | 43.0 |
| Wekweètì | 60.0 | 55.6 | 69.4 | 48.6 | 25.0 | 69.4 |
| Whatì | 61.0 | 50.8 | 70.4 | 47.5 | 36.3 | 64.3 |
| Yellowknife | 21.3 | 20.1 | 24.6 | 9.1 | 9.1 | 11.1 |
| Sahtu | 50.8 | 38.5 | 39.3 | 35.7 | 28.0 | 35.0 |
| Colville Lake | 97.1 | 100.0 | 100.0 | 77.1 | 75.8 | 87.1 |
| Déłjne | 71.8 | 45.6 | 46.0 | 55.2 | 41.7 | 43.0 |
| Fort Good Hope | 68.1 | 54.8 | 61.1 | 54.9 | 36.9 | 60.0 |
| Norman Wells | 25.4 | 18.8 | 13.7 | 7.5 | 8.5 | 8.0 |
| Tulita | 47.5 | 43.6 | 48.2 | 37.3 | 35.7 | 43.2 |
| South Slave | 30.0 | 30.1 | 30.1 | 16.9 | 14.0 | 22.5 |
| Enterprise | 32.5 | 18.5 | 64.6 | 17.5 | 14.8 | 54.2 |
| Fort Providence | 41.7 | 37.0 | 44.4 | 27.3 | 20.4 | 40.1 |
| Fort Resolution | 60.1 | 46.2 | 47.1 | 50.3 | 33.7 | 43.9 |
| Fort Smith | 25.4 | 26.8 | 23.4 | 18.1 | 11.7 | 18.6 |
| Hay River | 25.9 | 26.2 | 24.9 | 9.0 | 9.3 | 14.4 |
| Hay River Reserve | 41.5 | 56.3 | 62.1 | 29.8 | 35.0 | 60.9 |
| Kakisa | 33.3 | 78.6 | 46.7 | 5.6 | 35.7 | 13.3 |

Sources: NWT Community Surveys and NWT Housing Needs Survey

Table 3
Households by Number of Residents
Northwest Territories, Winter 2009

| | Total Households | | 1 Person | | 2 - 3 Persons | | 4 - 5 Persons | | 6 Persons or more | |
|------------------------------|------------------|------------|--------------|-----------|---------------|-----------|---------------|-----------|-------------------|----------|
| | No. | % | No. | % | No. | % | No. | % | No. | % |
| Northwest Territories | 14,522 | 100 | 2,890 | 20 | 6,871 | 47 | 3,788 | 26 | 973 | 7 |
| Beaufort-Delta | 2,380 | 100 | 621 | 26 | 1,001 | 42 | 576 | 24 | 181 | 8 |
| Aklavik | 228 | 100 | 77 | 34 | 83 | 36 | 52 | 23 | 16 | 7 |
| Fort McPherson | 268 | 100 | 73 | 27 | 102 | 38 | 63 | 24 | 30 | 11 |
| Inuvik | 1,280 | 100 | 328 | 26 | 590 | 46 | 303 | 24 | 58 | 5 |
| Paulatuk | 75 | 100 | 11 | 15 | 24 | 32 | 26 | 35 | 14 | 19 |
| Sachs Harbour | 47 | 100 | 12 | 26 | 21 | 45 | 14 | 30 | - | - |
| Tsiigehtchic | 59 | 100 | 16 | 27 | 22 | 37 | 10 | 17 | 11 | 19 |
| Tuktoyaktuk | 283 | 100 | 72 | 25 | 98 | 35 | 77 | 27 | 37 | 13 |
| Ulukhaktok | 140 | 100 | 31 | 22 | 62 | 44 | 31 | 22 | 16 | 11 |
| Nahendeh | 742 | 100 | 176 | 24 | 321 | 43 | 186 | 25 | 60 | 8 |
| Fort Liard | 170 | 100 | 30 | 18 | 64 | 38 | 52 | 31 | 24 | 14 |
| Fort Simpson | 442 | 100 | 113 | 26 | 205 | 46 | 103 | 23 | 21 | 5 |
| Jean Marie River | 20 | 100 | 3 | 15 | 6 | 30 | 6 | 30 | 5 | 25 |
| Nahanni Butte | 35 | 100 | 7 | 20 | 12 | 34 | 11 | 31 | 5 | 14 |
| Trout Lake | 33 | 100 | 7 | 21 | 14 | 42 | 12 | 36 | - | - |
| Wrigley | 42 | 100 | 15 | 36 | 20 | 48 | 2 | 5 | 5 | 12 |
| North Slave | 7,735 | 100 | 1,240 | 16 | 3,841 | 50 | 2,143 | 28 | 510 | 7 |
| Behchokq̃ | 467 | 100 | 67 | 14 | 134 | 29 | 135 | 29 | 131 | 28 |
| Detah | 80 | 100 | 15 | 19 | 36 | 45 | 18 | 23 | 11 | 14 |
| Gamètì | 71 | 100 | 9 | 13 | 24 | 34 | 19 | 27 | 19 | 27 |
| Łutselk'e | 111 | 100 | 23 | 21 | 46 | 41 | 34 | 31 | 9 | 8 |
| N'dilo | 111 | 100 | 20 | 18 | 52 | 47 | 25 | 23 | 15 | 14 |
| Wekweètì | 35 | 100 | 6 | 17 | 8 | 23 | 14 | 40 | 8 | 23 |
| Whatì | 118 | 100 | 22 | 19 | 35 | 30 | 29 | 25 | 31 | 26 |
| Yellowknife | 6,742 | 100 | 1,079 | 16 | 3,507 | 52 | 1,869 | 28 | 287 | 4 |
| Sahtu | 856 | 100 | 211 | 25 | 363 | 42 | 203 | 24 | 78 | 9 |
| Colville Lake | 35 | 100 | 9 | 26 | 12 | 34 | 5 | 14 | 9 | 26 |
| Déljne | 174 | 100 | 43 | 25 | 67 | 39 | 48 | 28 | 16 | 9 |
| Fort Good Hope | 182 | 100 | 47 | 26 | 70 | 38 | 43 | 24 | 23 | 13 |
| Norman Wells | 307 | 100 | 79 | 26 | 159 | 52 | 56 | 18 | 13 | 4 |
| Tulita | 158 | 100 | 33 | 21 | 56 | 35 | 51 | 32 | 18 | 11 |
| South Slave | 2,809 | 100 | 641 | 23 | 1,345 | 48 | 678 | 24 | 144 | 5 |
| Enterprise | 40 | 100 | 9 | 23 | 20 | 50 | 8 | 20 | 2 | 5 |
| Fort Providence | 242 | 100 | 46 | 19 | 98 | 40 | 82 | 34 | 16 | 7 |
| Fort Resolution | 183 | 100 | 52 | 28 | 73 | 40 | 47 | 26 | 12 | 7 |
| Fort Smith | 883 | 100 | 213 | 24 | 453 | 51 | 186 | 21 | 31 | 4 |
| Hay River | 1,349 | 100 | 304 | 23 | 657 | 49 | 317 | 23 | 70 | 5 |
| Hay River Reserve | 94 | 100 | 14 | 15 | 34 | 36 | 35 | 37 | 11 | 12 |
| Kakisa | 18 | 100 | 3 | 17 | 9 | 50 | 3 | 17 | 2 | 11 |

Source: 2009 NWT Community Survey

Table 4
Percent of Households with 6 Persons or More
Northwest Territories, 1981 - 2009

| | % OF HOUSEHOLDS WITH 6 PERSONS OR MORE | | | | | | | | |
|------------------------------|--|------------|------------|------------|------------|------------|------------|-------------|-------------|
| | 2009 | 2006 | 2004 | 2001 | 2000 | 1996 | 1991 | 1986 | 1981 |
| Northwest Territories | 6.7 | 6.2 | 7.0 | 7.2 | 7.8 | 8.6 | 9.8 | 11.5 | 13.9 |
| Beaufort-Delta | | | | | | | | | |
| Aklavik | 7.0 | 6.8 | 10.5 | 9.1 | 13.8 | 14.0 | 16.3 | 21.1 | 27.3 |
| Fort McPherson | 11.2 | 11.3 | 14.5 | 14.6 | 13.7 | 15.4 | 23.7 | 26.5 | 36.0 |
| Inuvik | 4.5 | 6.0 | 6.0 | 6.4 | 8.8 | 7.6 | 7.3 | 9.5 | 10.3 |
| Paulatuk | 18.7 | 20.0 | 22.2 | 21.4 | 25.8 | 45.5 | 40.0 | 25.0 | 60.0 |
| Sachs Harbour | - | .. | 4.4 | .. | 2.0 | .. | .. | .. | .. |
| Tsiigehtchic | 18.6 | 16.7 | 13.3 | 16.7 | 21.7 | .. | 12.5 | 16.7 | 40.0 |
| Tuktoyaktuk | 13.0 | 12.7 | 16.1 | 16.4 | 17.0 | 19.6 | 16.3 | 29.3 | 42.9 |
| Ulukhaktok | 11.4 | 7.4 | 4.2 | 7.7 | 6.0 | 12.0 | 14.3 | 26.7 | 38.5 |
| Nahendeh | | | | | | | | | |
| Fort Liard | 14.1 | 14.3 | 9.3 | 12.5 | 13.9 | 13.8 | 18.5 | 26.3 | 40.0 |
| Fort Simpson | 4.8 | 4.6 | 5.9 | 4.9 | 6.0 | 6.0 | 8.0 | 13.8 | 15.7 |
| Jean Marie River | 25.0 | .. | 12.5 | .. | 10.5 | .. | .. | .. | .. |
| Nahanni Butte | 14.3 | .. | 2.8 | .. | 9.1 | .. | .. | .. | .. |
| Trout Lake | - | .. | - | .. | 3.8 | .. | .. | .. | .. |
| Wrigley | 11.9 | .. | 11.1 | .. | 11.3 | .. | 10.0 | .. | .. |
| North Slave | | | | | | | | | |
| Behchokq | 28.1 | 27.0 | 23.8 | 24.4 | 29.7 | 31.1 | 34.9 | 46.0 | 48.9 |
| Detah | 13.8 | 13.3 | 15.6 | 20.0 | 19.0 | .. | 28.6 | 33.3 | 33.3 |
| Gamètì | 26.8 | 26.7 | 21.1 | 28.6 | 34.3 | 36.4 | 50.0 | 42.9 | 57.1 |
| Łutselk'e | 8.0 | 9.1 | 10.4 | 21.4 | 21.6 | 17.6 | 28.6 | 30.0 | 44.4 |
| N'dilo | 13.4 | .. | 21.7 | .. | 17.7 | .. | .. | .. | .. |
| Wekweètì | 22.2 | .. | 27.8 | .. | 16.7 | .. | .. | .. | .. |
| Whatì | 26.5 | 22.7 | 24.2 | 35.0 | 36.7 | 29.4 | 61.5 | 50.0 | 57.1 |
| Yellowknife | 4.3 | 3.3 | 4.0 | 4.2 | 3.8 | 5.1 | 5.4 | 4.9 | 5.7 |
| Sahtu | | | | | | | | | |
| Colville Lake | 25.7 | .. | 21.2 | .. | 29.0 | .. | .. | .. | .. |
| Déljne | 9.2 | 8.6 | 12.8 | 16.1 | 14.5 | 17.1 | 30.8 | 42.9 | 33.3 |
| Fort Good Hope | 12.6 | 11.4 | 18.5 | 19.4 | 20.5 | 20.0 | 32.1 | 34.8 | 31.6 |
| Norman Wells | 4.2 | 3.3 | 2.3 | 3.7 | 3.0 | 5.4 | 2.2 | 4.4 | 7.4 |
| Tulita | 11.4 | 13.8 | 13.6 | 19.2 | 20.9 | 19.2 | 18.2 | 37.5 | 23.1 |
| South Slave | | | | | | | | | |
| Enterprise | 5.1 | .. | 7.4 | .. | 4.2 | .. | .. | .. | .. |
| Fort Providence | 6.6 | 6.4 | 9.4 | 8.7 | 12.7 | 11.4 | 21.2 | 36.0 | 38.5 |
| Fort Resolution | 6.5 | 5.7 | 2.9 | 5.1 | 6.4 | 8.3 | 6.3 | 20.8 | 20.8 |
| Fort Smith | 3.5 | 4.0 | 5.4 | 4.9 | 3.7 | 8.3 | 9.1 | 8.8 | 13.5 |
| Hay River | 5.2 | 4.9 | 4.2 | 4.4 | 4.8 | 5.7 | 4.6 | 6.2 | 7.8 |
| Hay River Reserve | 11.7 | 16.7 | 16.3 | 13.3 | 17.2 | 14.3 | 27.3 | 25.0 | .. |
| Kakisa | 11.8 | .. | 7.1 | .. | .. | .. | .. | .. | .. |

Sources: Statistics Canada Census, NWT Community Surveys, NWT Housing Needs Survey

For census years (1981, 1986, 1991, 1996, 2001 & 2006), percentages are not provided for communities with 50 or fewer dwellings due to the distortions caused by random rounding procedures.

Table 5
Average Number of Persons per Household
Northwest Territories, 1981 - 2009

| | AVERAGE NUMBER OF PERSONS PER HOUSEHOLD | | | | | | | | |
|------------------------------|---|------------|------------|------------|------------|------------|------------|------------|------------|
| | 2009 | 2006 | 2004 | 2001 | 2000 | 1996 | 1991 | 1986 | 1981 |
| | No. of Persons | | | | | | | | |
| Northwest Territories | 2.9 | 2.9 | 3.0 | 2.9 | 3.1 | 3.1 | 3.2 | 3.4 | 3.5 |
| Beaufort-Delta | | | | | | | | | |
| Aklavik | 2.7 | 2.7 | 2.6 | 2.8 | 3.2 | 3.3 | 3.7 | 3.9 | 4.2 |
| Fort McPherson | 2.9 | 2.9 | 3.0 | 3.2 | 3.4 | 3.4 | 3.9 | 4.3 | 4.7 |
| Inuvik | 2.7 | 2.7 | 2.8 | 2.8 | 2.9 | 2.9 | 2.9 | 3.1 | 3.1 |
| Paulatuk | 3.8 | 3.9 | 3.8 | 4.1 | 4.2 | 5.0 | 4.9 | 4.9 | 6.0 |
| Sachs Harbour | 2.6 | 2.7 | 2.8 | 3.1 | 2.9 | 3.3 | 3.1 | 3.6 | 4.6 |
| Tsiigehtchic | 3.0 | 2.9 | 2.7 | 3.3 | 3.5 | 3.3 | 3.9 | 3.7 | 4.6 |
| Tuktoyaktuk | 3.2 | 3.1 | 3.6 | 3.4 | 3.6 | 3.7 | 3.6 | 4.4 | 5.3 |
| Ulukhaktok | 3.0 | 2.9 | 2.9 | 3.0 | 3.2 | 3.4 | 3.4 | 4.0 | 4.6 |
| Nahendeh | | | | | | | | | |
| Fort Liard | 3.5 | 3.3 | 3.3 | 3.3 | 3.5 | 3.5 | 3.6 | 4.0 | 5.0 |
| Fort Simpson | 2.7 | 2.7 | 2.9 | 2.8 | 3.0 | 2.9 | 3.0 | 3.3 | 3.6 |
| Jean Marie River | 3.6 | 3.4 | 3.1 | 2.5 | 3.4 | 2.9 | 3.3 | 5.3 | 5.5 |
| Nahanni Butte | 3.3 | 3.3 | 2.9 | .. | 3.5 | 3.1 | 3.7 | 4.4 | 5.6 |
| Trout Lake | 2.9 | 3.0 | 2.6 | 2.8 | 3.1 | 2.8 | 3.1 | 3.4 | 3.8 |
| Wrigley | 2.6 | 2.7 | 3.0 | 3.0 | 3.2 | 3.4 | 3.5 | 4.4 | 4.7 |
| North Slave | | | | | | | | | |
| Behchokò | 4.4 | 4.2 | 4.0 | 3.9 | 4.5 | 4.4 | 4.8 | 5.4 | 5.7 |
| Detah | 3.3 | 3.3 | 3.5 | 3.6 | 3.8 | 3.4 | 4.2 | 4.3 | 5.3 |
| Gamètì | 4.0 | 3.7 | 3.9 | 3.9 | 4.6 | 4.4 | 4.9 | 5.3 | 5.7 |
| Łutselk'e | 3.1 | 2.9 | 3.3 | 3.6 | 3.7 | 3.6 | 4.0 | 5.0 | 5.3 |
| N'dilo | 3.3 | .. | 3.6 | .. | 3.9 | .. | .. | .. | .. |
| Wekweètì | 4.0 | 3.9 | 4.2 | 3.6 | 4.1 | 3.9 | 6.0 | 6.5 | 5.2 |
| Whatì | 3.9 | 4.1 | 4.1 | 4.5 | 4.7 | 4.8 | 5.8 | 6.6 | 7.7 |
| Yellowknife | 2.9 | 2.8 | 2.9 | 2.8 | 2.9 | 3.0 | 3.0 | 3.0 | 2.8 |
| Sahtu | | | | | | | | | |
| Colville Lake | 3.9 | 3.4 | 3.5 | 4.0 | 4.0 | 4.5 | 4.3 | 4.6 | 3.9 |
| Déljne | 3.0 | 3.0 | 3.1 | 3.4 | 3.7 | 3.6 | 4.2 | 5.0 | 4.8 |
| Fort Good Hope | 3.1 | 3.1 | 3.3 | 3.5 | 3.6 | 3.7 | 4.3 | 4.8 | 4.5 |
| Norman Wells | 2.6 | 2.5 | 2.3 | 2.4 | 2.8 | 2.8 | 2.6 | 2.7 | 3.0 |
| Tulita | 3.3 | 3.5 | 3.3 | 3.6 | 3.5 | 3.5 | 3.4 | 4.2 | 4.0 |
| South Slave | | | | | | | | | |
| Enterprise | 2.8 | 2.4 | 2.9 | 2.4 | 2.9 | 2.8 | 2.9 | 3.0 | 3.0 |
| Fort Providence | 3.0 | 3.0 | 3.2 | 3.3 | 3.5 | 3.4 | 3.9 | 4.5 | 4.6 |
| Fort Resolution | 2.8 | 2.7 | 2.6 | 2.7 | 2.8 | 3.0 | 3.3 | 3.6 | 3.8 |
| Fort Smith | 2.6 | 2.7 | 3.0 | 2.6 | 2.9 | 3.0 | 3.1 | 3.2 | 3.4 |
| Hay River | 2.7 | 2.7 | 2.9 | 2.8 | 2.9 | 2.9 | 2.9 | 3.0 | 3.0 |
| Hay River Reserve | 3.5 | 3.4 | 3.7 | 3.5 | 3.6 | 3.7 | 3.9 | 4.3 | .. |
| Kakisa | 3.1 | 5.0 | 2.9 | 2.7 | 2.9 | .. | .. | .. | 5.8 |

Sources: Statistics Canada Census, NWT Community Surveys, NWT Housing Needs Survey

Table 6
Percent of Households Needing Major Repairs
Northwest Territories, 1981 - 2009

| | % OF HOUSEHOLDS NEEDING MAJOR REPAIRS | | | | | | | | |
|------------------------------|---------------------------------------|-------------|-------------|-------------|-------------|-------------|-------------|-----------|-------------|
| | 2009 | 2006 | 2004 | 2001 | 2000 | 1996 | 1991 | 1986 | 1981 |
| Northwest Territories | 15.7 | 17.6 | 12.4 | 16.0 | 14.3 | 14.2 | 17.4 | .. | 13.2 |
| Beaufort-Delta | | | | | | | | | |
| Aklavik | 35.1 | 38.6 | 35.1 | 27.3 | 18.1 | 23.3 | 27.9 | .. | 27.3 |
| Fort McPherson | 14.9 | 30.2 | 17.1 | 20.8 | 23.2 | 21.2 | 21.1 | .. | 40.0 |
| Inuvik | 10.1 | 18.1 | 8.4 | 18.2 | 8.2 | 15.1 | 13.6 | .. | 7.6 |
| Paulatuk | 42.7 | 33.3 | 14.8 | 28.6 | 24.2 | 27.3 | 20.0 | .. | 20.0 |
| Sachs Harbour | 29.2 | .. | 28.9 | .. | 26.0 | .. | .. | .. | .. |
| Tsiigehtchic | 27.1 | 33.3 | 27.7 | 25.0 | 23.3 | 22.2 | 25.0 | .. | - |
| Tuktoyaktuk | 32.4 | 21.8 | 23.7 | 20.0 | 15.2 | 23.5 | 28.6 | .. | 39.3 |
| Ulukhaktok | 13.6 | 19.2 | 24.3 | 7.7 | 6.0 | 12.0 | 9.5 | .. | 46.2 |
| Nahendeh | | | | | | | | | |
| Fort Liard | 43.5 | 42.9 | 33.0 | 15.6 | 34.2 | 24.1 | 25.9 | .. | 60.0 |
| Fort Simpson | 17.9 | 27.9 | 18.8 | 19.8 | 16.2 | 19.0 | 21.3 | .. | 23.5 |
| Jean Marie River | 28.6 | .. | 62.5 | .. | 57.9 | .. | .. | .. | .. |
| Nahanni Butte | 54.3 | .. | 50.0 | .. | 39.4 | .. | .. | .. | .. |
| Trout Lake | 48.5 | .. | 16.1 | .. | 50.0 | .. | .. | .. | .. |
| Wrigley | 59.5 | .. | 53.7 | .. | 47.2 | .. | 20.0 | .. | .. |
| North Slave | | | | | | | | | |
| Behchokq | 58.0 | 28.9 | 21.0 | 21.8 | 31.5 | 17.6 | 36.5 | .. | 19.1 |
| Detah | 53.2 | 18.8 | 10.9 | 20.0 | 17.5 | 18.2 | 42.9 | .. | 33.3 |
| Gameti | 36.6 | 33.3 | 25.0 | 28.6 | 58.6 | 45.5 | 50.0 | .. | 14.3 |
| Łutsek'e | 40.0 | 30.4 | 46.4 | 28.6 | 30.9 | 17.6 | 50.0 | .. | 22.2 |
| N'dilo | 38.2 | .. | 25.0 | .. | 30.4 | .. | .. | .. | .. |
| Wekweèti | 57.1 | .. | 33.3 | .. | 47.2 | .. | .. | .. | .. |
| Whati | 24.6 | 31.8 | 24.2 | 25.0 | 48.0 | 17.6 | 53.8 | .. | 85.7 |
| Yellowknife | 4.3 | 8.8 | 4.3 | 9.9 | 7.3 | 8.2 | 10.0 | .. | 7.1 |
| Sahtu | | | | | | | | | |
| Colville Lake | 61.1 | .. | 84.8 | .. | 100.0 | .. | .. | .. | .. |
| Déjine | 59.5 | 20.0 | 26.7 | 22.6 | 18.5 | 25.7 | 19.2 | .. | 19.0 |
| Fort Good Hope | 56.6 | 48.6 | 39.3 | 35.5 | 47.9 | 42.9 | 46.4 | .. | 26.3 |
| Norman Wells | 21.8 | 21.7 | 7.0 | 11.1 | 5.7 | 19.6 | 13.0 | .. | 3.7 |
| Tulita | 28.5 | 13.8 | 21.4 | 23.1 | 35.3 | 26.9 | 22.7 | .. | 30.8 |
| South Slave | | | | | | | | | |
| Enterprise | 19.5 | .. | - | .. | 41.7 | .. | .. | .. | .. |
| Fort Providence | 31.4 | 25.5 | 21.5 | 19.6 | 25.0 | 20.5 | 39.4 | .. | 15.4 |
| Fort Resolution | 48.1 | 40.0 | 35.6 | 43.6 | 36.4 | 22.2 | 37.5 | .. | 45.8 |
| Fort Smith | 14.9 | 23.7 | 15.9 | 19.0 | 12.3 | 13.4 | 20.1 | .. | 11.1 |
| Hay River | 15.3 | 20.2 | 10.4 | 20.9 | 13.4 | 17.2 | 19.2 | .. | 11.7 |
| Hay River Reserve | 31.9 | 41.2 | 30.0 | 40.0 | 50.6 | 42.9 | 36.4 | .. | .. |
| Kakisa | 11.1 | .. | 42.9 | .. | 40.0 | .. | .. | .. | .. |

Sources: Statistics Canada Census, NWT Community Surveys, NWT Housing Needs Survey

For census years (1981, 1986, 1991, 1996, 2001 & 2006), percentages are not provided for communities with 50 or fewer dwellings due to the distortions caused by random rounding procedures.

Table 7
Households by Monthly Housing Costs
Northwest Territories, Winter 2009

| | All Households | | MONTHLY HOUSING COSTS | | | | | | | |
|------------------------------|----------------|------------|-----------------------|-----------|---------------|-----------|-------------------|-----------|-----------------|-----------|
| | No. | % | Less than \$500 | | \$500 - \$999 | | \$1,000 - \$1,499 | | \$1,500 or more | |
| | No. | % | No. | % | No. | % | No. | % | No. | % |
| Northwest Territories | 14,522 | 100 | 2,926 | 20 | 2,236 | 15 | 3,203 | 22 | 6,156 | 42 |
| Beaufort-Delta | 2,380 | 100 | 870 | 37 | 391 | 16 | 370 | 16 | 749 | 31 |
| Aklavik | 228 | 100 | 140 | 61 | 52 | 23 | 20 | 9 | 17 | 7 |
| Fort McPherson | 268 | 100 | 126 | 47 | 61 | 23 | 48 | 18 | 33 | 12 |
| Inuvik | 1,280 | 100 | 279 | 22 | 159 | 12 | 215 | 17 | 627 | 49 |
| Paulatuk | 75 | 100 | 29 | 39 | 19 | 25 | 15 | 20 | 11 | 15 |
| Sachs Harbour | 47 | 100 | 16 | 34 | 13 | 28 | 12 | 26 | 6 | 13 |
| Tsiigehtchic | 59 | 100 | 27 | 46 | 13 | 22 | 10 | 17 | 9 | 15 |
| Tuktoyaktuk | 283 | 100 | 160 | 57 | 51 | 18 | 39 | 14 | 33 | 12 |
| Ulukhaktok | 140 | 100 | 92 | 66 | 23 | 16 | 11 | 8 | 14 | 10 |
| Nahendeh | 742 | 100 | 240 | 32 | 178 | 24 | 168 | 23 | 157 | 21 |
| Fort Liard | 170 | 100 | 59 | 35 | 55 | 32 | 38 | 22 | 18 | 11 |
| Fort Simpson | 442 | 100 | 110 | 25 | 86 | 19 | 116 | 26 | 130 | 29 |
| Jean Marie River | 20 | 100 | 11 | 55 | 9 | 45 | 1 | 5 | - | - |
| Nahanni Butte | 35 | 100 | 18 | 51 | 8 | 23 | 7 | 20 | 2 | 6 |
| Trout Lake | 33 | 100 | 16 | 48 | 15 | 45 | - | - | 2 | 6 |
| Wrigley | 42 | 100 | 26 | 62 | 6 | 14 | 6 | 14 | 4 | 10 |
| North Slave | 7,735 | 100 | 816 | 11 | 856 | 11 | 1,868 | 24 | 4,195 | 54 |
| Behchokq | 467 | 100 | 140 | 30 | 131 | 28 | 107 | 23 | 89 | 19 |
| Detah | 80 | 100 | 39 | 49 | 26 | 33 | 7 | 9 | 9 | 11 |
| Gamèti | 71 | 100 | 25 | 35 | 16 | 23 | 14 | 20 | 16 | 23 |
| Łutselk'e | 111 | 100 | 50 | 45 | 23 | 21 | 20 | 18 | 18 | 16 |
| N'dilo | 111 | 100 | 34 | 31 | 30 | 27 | 19 | 17 | 28 | 25 |
| Wekweètì | 35 | 100 | 6 | 17 | 14 | 40 | 6 | 17 | 9 | 26 |
| Whatì | 118 | 100 | 33 | 28 | 43 | 36 | 22 | 19 | 20 | 17 |
| Yellowknife | 6,742 | 100 | 489 | 7 | 574 | 9 | 1,673 | 25 | 4,006 | 59 |
| Sahtu | 856 | 100 | 329 | 38 | 189 | 22 | 158 | 18 | 180 | 21 |
| Colville Lake | 35 | 100 | 21 | 60 | 5 | 14 | 3 | 9 | 5 | 14 |
| Déjłne | 174 | 100 | 82 | 47 | 36 | 21 | 29 | 17 | 27 | 16 |
| Fort Good Hope | 182 | 100 | 76 | 42 | 40 | 22 | 36 | 20 | 31 | 17 |
| Norman Wells | 307 | 100 | 92 | 30 | 65 | 21 | 58 | 19 | 92 | 30 |
| Tulita | 158 | 100 | 58 | 37 | 42 | 27 | 33 | 21 | 25 | 16 |
| South Slave | 2,809 | 100 | 673 | 24 | 622 | 22 | 639 | 23 | 876 | 31 |
| Enterprise | 40 | 100 | 7 | 18 | 17 | 43 | 2 | 5 | 14 | 35 |
| Fort Providence | 242 | 100 | 96 | 40 | 83 | 34 | 42 | 17 | 20 | 8 |
| Fort Resolution | 183 | 100 | 83 | 45 | 53 | 29 | 27 | 15 | 20 | 11 |
| Fort Smith | 883 | 100 | 238 | 27 | 207 | 23 | 255 | 29 | 183 | 21 |
| Hay River | 1,349 | 100 | 183 | 14 | 229 | 17 | 301 | 22 | 635 | 47 |
| Hay River Reserve | 94 | 100 | 55 | 59 | 27 | 29 | 9 | 10 | 2 | 2 |
| Kakisa | 18 | 100 | 10 | 56 | 6 | 33 | 1 | 6 | 1 | 6 |

Source: 2009 NWT Community Survey

Table 8
Households by Tenure
Northwest Territories, Winter 2009

| | Total Households | | OWNED | | RENTED | | Type of Rental | | | | | |
|------------------------------|------------------|------------|--------------|-----------|--------------|-----------|----------------|-----------|----------------|-----------|--------------|-----------|
| | No. | % | No. | % | No. | % | Private Market | | Public Housing | | Staff House | |
| | | | | | | | No. | % | No. | % | No. | % |
| Northwest Territories | 14,522 | 100 | 7,623 | 52 | 6,899 | 48 | 3,600 | 25 | 2,249 | 15 | 1,050 | 7 |
| Beaufort-Delta | 2,380 | 100 | 802 | 34 | 1,578 | 66 | 520 | 22 | 835 | 35 | 222 | 9 |
| Aklavik | 228 | 100 | 77 | 34 | 151 | 66 | 11 | 5 | 134 | 59 | 6 | 3 |
| Fort McPherson | 268 | 100 | 120 | 45 | 148 | 55 | 16 | 6 | 120 | 45 | 13 | 5 |
| Inuvik | 1,280 | 100 | 432 | 34 | 848 | 66 | 458 | 36 | 240 | 19 | 149 | 12 |
| Paulatuk | 75 | 100 | 19 | 25 | 56 | 75 | 8 | 11 | 42 | 56 | 5 | 7 |
| Sachs Harbour | 47 | 100 | 14 | 30 | 33 | 70 | 3 | 6 | 23 | 49 | 7 | 15 |
| Tsiigehtchic | 59 | 100 | 28 | 47 | 31 | 53 | 8 | 14 | 23 | 39 | 1 | 2 |
| Tuktoyaktuk | 283 | 100 | 81 | 29 | 202 | 71 | 9 | 3 | 167 | 59 | 27 | 10 |
| Ulukhaktok | 140 | 100 | 31 | 22 | 109 | 78 | 7 | 5 | 87 | 62 | 15 | 11 |
| Nahendeh | 742 | 100 | 454 | 61 | 288 | 39 | 145 | 20 | 105 | 14 | 38 | 5 |
| Fort Liard | 170 | 100 | 102 | 60 | 68 | 40 | 57 | 34 | - | - | 11 | 6 |
| Fort Simpson | 442 | 100 | 243 | 55 | 199 | 45 | 79 | 18 | 96 | 22 | 23 | 5 |
| Jean Marie River | 20 | 100 | 13 | 65 | 7 | 35 | 7 | 35 | - | - | - | - |
| Nahanni Butte | 35 | 100 | 33 | 94 | 2 | 6 | 1 | 3 | - | - | 1 | 3 |
| Trout Lake | 33 | 100 | 32 | 97 | 1 | 3 | - | - | - | - | 1 | 3 |
| Wrigley | 42 | 100 | 31 | 74 | 11 | 26 | 1 | 2 | 9 | 21 | 1 | 2 |
| North Slave | 7,735 | 100 | 4,169 | 54 | 3,566 | 46 | 2,367 | 31 | 589 | 8 | 610 | 8 |
| Behchokq | 467 | 100 | 251 | 54 | 216 | 46 | 13 | 3 | 168 | 36 | 35 | 7 |
| Detah | 80 | 100 | 41 | 51 | 39 | 49 | 3 | 4 | 36 | 45 | - | - |
| Gamètì | 71 | 100 | 47 | 66 | 23 | 32 | 8 | 11 | 8 | 11 | 7 | 10 |
| Łutsel'k'e | 111 | 100 | 60 | 54 | 51 | 46 | 7 | 6 | 37 | 33 | 7 | 6 |
| N'dilo | 111 | 100 | 53 | 48 | 58 | 52 | 22 | 20 | 36 | 32 | - | - |
| Wekweètì | 35 | 100 | 23 | 66 | 12 | 34 | 12 | 34 | - | - | - | - |
| Whatì | 118 | 100 | 73 | 62 | 45 | 38 | 10 | 8 | 16 | 14 | 20 | 17 |
| Yellowknife | 6,742 | 100 | 3,621 | 54 | 3,121 | 46 | 2,292 | 34 | 289 | 4 | 541 | 8 |
| Sahtu | 856 | 100 | 380 | 44 | 476 | 56 | 113 | 13 | 246 | 29 | 117 | 14 |
| Colville Lake | 35 | 100 | 30 | 86 | 5 | 14 | 1 | 3 | - | - | 4 | 11 |
| Déljine | 174 | 100 | 64 | 37 | 110 | 63 | 11 | 6 | 88 | 51 | 10 | 6 |
| Fort Good Hope | 182 | 100 | 104 | 57 | 78 | 43 | 17 | 9 | 53 | 29 | 9 | 5 |
| Norman Wells | 307 | 100 | 117 | 38 | 190 | 62 | 72 | 23 | 36 | 12 | 81 | 26 |
| Tulita | 158 | 100 | 65 | 41 | 93 | 59 | 12 | 8 | 69 | 44 | 11 | 7 |
| South Slave | 2,809 | 100 | 1,817 | 65 | 992 | 35 | 455 | 16 | 473 | 17 | 63 | 2 |
| Enterprise | 40 | 100 | 28 | 70 | 11 | 28 | 11 | 28 | - | - | - | - |
| Fort Providence | 242 | 100 | 118 | 49 | 124 | 51 | 22 | 9 | 94 | 39 | 8 | 3 |
| Fort Resolution | 183 | 100 | 105 | 57 | 79 | 43 | 7 | 4 | 63 | 34 | 9 | 5 |
| Fort Smith | 883 | 100 | 546 | 62 | 336 | 38 | 182 | 21 | 138 | 16 | 17 | 2 |
| Hay River | 1,349 | 100 | 941 | 70 | 408 | 30 | 218 | 16 | 169 | 13 | 21 | 2 |
| Hay River Reserve | 94 | 100 | 64 | 68 | 30 | 32 | 13 | 14 | 10 | 11 | 6 | 6 |
| Kakisa | 18 | 100 | 15 | 83 | 3 | 17 | 2 | 11 | - | - | 1 | 6 |

Source: 2009 NWT Community Survey

Table 9
Percent of Households Owned by Occupant
Northwest Territories, 1981 - 2009

| | % OF HOUSEHOLDS OWNED BY OCCUPANT | | | | | | | | |
|------------------------------|-----------------------------------|-------------|-------------|-------------|-------------|-------------|-------------|-------------|-------------|
| | 2009 | 2006 | 2004 | 2001 | 2000 | 1996 | 1991 | 1986 | 1981 |
| Northwest Territories | 52.5 | 52.8 | 52.7 | 53.2 | 49.3 | 48.8 | 41.5 | 36.5 | 30.2 |
| Beaufort-Delta | | | | | | | | | |
| Aklavik | 33.8 | 34.1 | 31.0 | 34.1 | 27.6 | 30.2 | 32.6 | 15.8 | 12.1 |
| Fort McPherson | 44.8 | 41.5 | 40.9 | 43.8 | 42.5 | 44.2 | 42.1 | 41.2 | 40.0 |
| Inuvik | 33.8 | 33.7 | 35.0 | 34.0 | 29.5 | 29.8 | 18.6 | 16.2 | 9.7 |
| Paulatuk | 25.3 | 26.7 | 28.4 | 35.7 | 37.9 | 36.4 | 30.0 | 25.0 | - |
| Sachs Harbour | 29.8 | .. | 17.8 | .. | 38.0 | .. | .. | .. | .. |
| Tsiigehtchic | 47.5 | 41.7 | 45.8 | 50.0 | 46.7 | 77.8 | 37.5 | 33.3 | 20.0 |
| Tuktoyaktuk | 28.6 | 35.2 | 23.3 | 30.9 | 23.5 | 25.5 | 18.4 | 14.6 | 7.1 |
| Ulukhaktok | 22.1 | 26.9 | 20.8 | 23.1 | 26.7 | 20.0 | 14.3 | 6.7 | - |
| Nahendeh | | | | | | | | | |
| Fort Liard | 60.0 | 60.0 | 64.8 | 62.5 | 66.5 | 69.0 | 70.4 | 78.9 | 86.7 |
| Fort Simpson | 55.0 | 56.3 | 52.6 | 51.9 | 49.9 | 50.0 | 40.0 | 32.8 | 35.3 |
| Jean Marie River | 65.0 | .. | 87.5 | .. | 78.9 | .. | .. | .. | .. |
| Nahanni Butte | 94.3 | .. | 97.2 | .. | 90.9 | .. | .. | .. | .. |
| Trout Lake | 97.0 | .. | 87.1 | .. | 80.8 | .. | .. | .. | .. |
| Wrigley | 73.8 | .. | 81.5 | 80.0 | 79.2 | .. | 70.0 | .. | .. |
| North Slave | | | | | | | | | |
| Behchokò | 53.7 | 52.2 | 46.9 | 55.1 | 44.4 | 47.3 | 39.7 | 38.0 | 34.0 |
| Detah | 51.3 | 56.3 | 48.4 | 60.0 | 55.6 | 45.5 | 57.1 | 50.0 | 66.7 |
| Gamètì | 66.2 | 71.4 | 61.8 | 78.6 | 87.1 | 81.8 | 80.0 | 85.7 | 85.7 |
| Łutsel'k'e | 54.1 | 54.5 | 56.0 | 50.0 | 61.9 | 58.8 | 42.9 | 70.0 | 55.6 |
| N'dilo | 47.7 | .. | 59.8 | .. | 60.8 | .. | .. | .. | .. |
| Wekweètì | 65.7 | .. | 69.4 | .. | 75.0 | .. | .. | .. | .. |
| Whatì | 61.9 | 60.9 | 69.4 | 60.0 | 74.5 | 64.7 | 84.6 | 90.0 | 85.7 |
| Yellowknife | 53.7 | 53.7 | 56.1 | 53.9 | 50.0 | 50.3 | 41.7 | 37.5 | 29.4 |
| Sahtu | | | | | | | | | |
| Colville Lake | 85.7 | .. | 75.8 | .. | 87.1 | .. | .. | .. | .. |
| Déłjne | 36.8 | 37.1 | 28.9 | 41.9 | 26.5 | 28.6 | 30.8 | 19.0 | 23.8 |
| Fort Good Hope | 57.1 | 57.1 | 51.8 | 61.3 | 62.1 | 62.9 | 60.7 | 60.9 | 47.4 |
| Norman Wells | 38.1 | 38.3 | 44.6 | 42.6 | 40.2 | 32.1 | 19.6 | 24.4 | 11.1 |
| Tulita | 41.1 | 37.9 | 33.6 | 46.2 | 39.6 | 23.1 | 36.4 | 25.0 | 15.4 |
| South Slave | | | | | | | | | |
| Enterprise | 70.0 | .. | 70.4 | .. | 72.9 | .. | .. | .. | .. |
| Fort Providence | 48.8 | 50.0 | 47.9 | 45.7 | 43.3 | 43.2 | 36.4 | 36.0 | 23.1 |
| Fort Resolution | 57.4 | 60.0 | 50.5 | 56.4 | 49.7 | 50.0 | 46.9 | 50.0 | 45.8 |
| Fort Smith | 61.8 | 61.3 | 60.5 | 64.4 | 58.4 | 58.6 | 47.4 | 50.7 | 39.7 |
| Hay River | 69.8 | 66.7 | 67.0 | 65.1 | 64.0 | 64.3 | 54.8 | 49.2 | 39.4 |
| Hay River Reserve | 68.1 | 70.6 | 83.8 | 80.0 | 93.1 | 14.3 | - | - | .. |
| Kakisa | 83.3 | .. | 85.7 | .. | 86.7 | .. | .. | .. | .. |

Sources: Statistics Canada Census, NWT Community Surveys, NWT Housing Needs Survey

For census years (1981, 1986, 1991, 1996, 2001 & 2006), percentages are not provided for communities with 50 or fewer dwellings due to the distortions caused by random rounding procedures.

Table 10
Selected Characteristics by Tenure
Northwest Territories, Winter 2009

| | All Households | | Owned | | Rented | | Type of rental | | | | | |
|--------------------------------------|----------------|------------|--------------|------------|--------------|------------|----------------|------------|----------------|------------|--------------|------------|
| | No. | % | No. | % | No. | % | Private Market | | Public Housing | | Staff house | |
| | No. | % | No. | % | No. | % | No. | % | No. | % | No. | % |
| All Households | 14,522 | 100 | 7,623 | 100 | 6,899 | 100 | 3,600 | 100 | 2,249 | 100 | 1,050 | 100 |
| Type of Problem | | | | | | | | | | | | |
| Any Housing Problems | 4,593 | 32 | 2,486 | 33 | 2,107 | 31 | 1,082 | 30 | 863 | 38 | 162 | 15 |
| Suitability Problems | 1,110 | 8 | 551 | 7 | 559 | 8 | 207 | 6 | 310 | 14 | 42 | 4 |
| Adequacy Problems | 2,361 | 16 | 1,486 | 19 | 875 | 13 | 237 | 7 | 538 | 24 | 100 | 10 |
| Affordability Problems | 2,030 | 14 | 1,029 | 13 | 1,002 | 15 | 785 | 22 | 180 | 8 | 36 | 3 |
| Core Need | 2,755 | 19 | 1,234 | 16 | 1,521 | 22 | 712 | 20 | 743 | 33 | 66 | 6 |
| Type of Maintenance Required | | | | | | | | | | | | |
| Regular maintenance | 7,548 | 52 | 3,650 | 48 | 3,898 | 57 | 2,261 | 63 | 1,060 | 47 | 577 | 55 |
| Minor repairs | 4,688 | 32 | 2,545 | 33 | 2,143 | 31 | 1,108 | 31 | 654 | 29 | 381 | 36 |
| Major repairs | 2,287 | 16 | 1,428 | 19 | 859 | 12 | 232 | 6 | 535 | 24 | 92 | 9 |
| Number of Persons in Dwelling | | | | | | | | | | | | |
| 1 Person | 2,890 | 20 | 1,017 | 13 | 1,873 | 27 | 1,014 | 28 | 624 | 28 | 234 | 22 |
| 2 - 3 Persons | 6,871 | 47 | 3,523 | 46 | 3,349 | 49 | 1,832 | 51 | 930 | 41 | 587 | 56 |
| 4 - 5 Persons | 3,788 | 26 | 2,403 | 32 | 1,385 | 20 | 652 | 18 | 512 | 23 | 221 | 21 |
| 6 Persons or more | 973 | 7 | 680 | 9 | 293 | 4 | 103 | 3 | 182 | 8 | 7 | 1 |
| Housing Costs | | | | | | | | | | | | |
| Less than \$500 | 2,926 | 20 | 745 | 10 | 2,182 | 32 | 175 | 5 | 1,705 | 76 | 302 | 29 |
| \$500 - \$999 | 2,236 | 15 | 1,478 | 19 | 758 | 11 | 260 | 7 | 268 | 12 | 231 | 22 |
| \$1,000 - \$1,499 | 3,203 | 22 | 1,517 | 20 | 1,686 | 24 | 1,146 | 32 | 161 | 7 | 380 | 36 |
| \$1,500 or more | 6,156 | 42 | 3,884 | 51 | 2,273 | 33 | 2,020 | 56 | 115 | 5 | 138 | 13 |

Source: 2009 NWT Community Survey

Appendix A

TECHNICAL DEFINITIONS

The key measure in describing the number of households that are facing housing pressures in the Northwest Territories is core need. The definition of core need and the related housing problems are nationally set and must be used for targeting of federal funding. Although defined below, core need can generally be described as a household that has a housing problem and has a total household income below the community core need income threshold (CNIT).

The following are technical definitions of terms that are used to describe housing conditions in the Northwest Territories in this report.

Housing Problem

Housing problems included in this survey are divided into three categories: suitability, adequacy, and affordability. A household is considered to have a housing problem if it has a suitability, adequacy or affordability problem.

Suitability

Suitability refers to the problem of overcrowding or whether a household has enough bedrooms appropriate for the number of people. The number of bedrooms required for a household is determined by the *National Occupancy Standards*, which specify:

- a minimum of one and a maximum of two persons per bedroom;
- each cohabiting couple must have their own bedroom;
- household members aged 18 or more need a separate bedroom, unless married or cohabiting spouses; and
- dependants aged five or older of the opposite sex do not share a bedroom.

Adequacy

Adequacy refers to the physical condition of a dwelling or whether a household has basic facilities to provide a safe and healthy environment.

A household has an adequacy problem if the dwelling is:

- without hot and cold running water; or
- without an indoor toilet; or
- without installed bath or shower; or
- without kitchen or bathroom sink; or
- requiring major repairs as evaluated by the household. Major repairs include more serious defects in the structural condition of the dwelling, as well as in the plumbing, electrical and heating systems.

Affordability

Affordability problems exist when a household pays an excessive amount for shelter. A household has an affordability problem if more than 30% of a household's income is paid to shelter costs (see detailed costs under the CNIT description).

Core Need Income Threshold (CNIT)

The CNIT is the income limit for each community that represents the amount of income a household must have to afford the cost of owning and operating a home or, in market communities, renting a home without government assistance. The cost of owning and operating a home takes into consideration:

- The amount of the mortgage payment based on mortgage value (principle including land costs and interest) and amortized over 25 years.
- Shelter costs which include monthly taxes, monthly power, monthly heating, monthly domestic water and sewer, insurance premiums and anticipated maintenance costs.

Monthly payments based on the above criteria are calculated and the income threshold represents an income that will support these payments without a household spending more than 30% of their gross income to own and operate the home.

Core Need

If a household has any one housing problem (suitability, adequacy, or affordability) or a combination of problems, and a total household income below the CNIT, the household is considered to be in core need.

METHODOLOGY

Overview of Survey Operations

The 2009 NWT Community Survey was conducted between January and March 2009 in all communities in the Northwest Territories. The questionnaire was developed by the NWT Bureau of Statistics in conjunction with numerous departments within the GNWT as well as the NWT Housing Corporation; a copy of the questionnaire is provided in Appendix B.

The NWT Bureau of Statistics recruited and trained senior interviewers who in turn, recruited and trained community interviewers to assist them in completing the survey. Training materials and an interviewer manual with operational procedures were provided to both the senior and community interviewers.

Phone interviews were conducted in Fort Smith, Hay River, Inuvik and Yellowknife while personal interviews were conducted in all other communities. Random digit dialing (RDD) techniques were used for the phone communities and area frame sampling using the NWT Bureau of Statistics dwelling frame was employed for face-to-face communities. Random sampling was used in the following communities:

| | |
|--------------|--------------|
| Behchokò | Inuvik |
| Fort Simpson | Norman Wells |
| Fort Smith | Tuktoyaktuk |
| Hay River | Yellowknife |

In the remaining NWT communities, an attempt was made to survey all dwellings to ensure sample sizes large enough for the release of community level statistics. Population residing in unorganized areas were excluded from the survey.

A survey questionnaire was completed for each sampled dwelling by the head of the household, where possible. The survey included information for all persons who normally resided in the dwelling; where an individual was not present, responses were accepted from other household members.

Data Entry and Processing

As senior interviewers returned completed questionnaires to the NWT Bureau of Statistics, each questionnaire was reviewed and obvious corrections and edits were made. In some cases, respondents were re-contacted for clarification of survey responses. Data entry was completed directly from questionnaires on a database developed by the Bureau of Statistics, while statistical tables were prepared using the Statistical Package for the Social Sciences (SPSS). Following data entry, computer-assisted edits were performed to check for data entry errors and logical inconsistencies among responses.

Where critical information for defining specific concepts such as core need were missing, an attempt was made to assign values based on other answers for the questionnaire. Where this was not possible, imputation procedures were used. The statistical file was weighted so that housing statistics were based on estimated counts of households at the community level. As a result of weighting procedures, totals for tables in this report are not necessarily the exact sum of their components.

Sampling and Non-Sampling Errors

Every survey has errors that can be split into two categories: sampling errors and non-sampling errors. Sampling errors refer to the variations caused by surveying a portion of the population rather than the entire population. Information on the sample sizes and sampling errors is summarized in Table A1. Community, district and territorial level standard errors and coefficients of variation are provided for the estimates of core housing need. This information should be considered when statistics from this report are being used.

The standard error statistic is used to determine confidence intervals for estimates of population values based on a sample. Most often, the 95 percent confidence interval, which should contain the true population value 19 times out of 20, is used. To determine the 95 percent confidence interval for an estimate, the standard error is multiplied by 1.96. For example, the estimate of core housing need in Déljine is 96 households. From Table A1, the standard error for the estimate of core need is 3 households. This means that the user can be 95% confident that the number of households in core need in Déljine is in the interval 96 ± 6 households, that is between 90 and 102 households. Such interval estimates are highly conservative and most often population values are quite close to their corresponding sample estimates.

The other measure of sampling error, also provided in Table B1, is the coefficient of variation (CV). This statistic is the ratio of the standard error to the sample estimate, indicating the percentage error implicit in the estimate. In the case of core need in Déljine, the coefficient of variation is 3.3%. CV estimates below 16.6% are acceptable while CVs above 33.3% should not be used; CVs between 16.6% and 33.3% should be used with caution.

Another source of error in surveys is referred to as non-sampling errors. These errors result from incorrect answers being given to questions, data entry errors, etc. Interviewers are trained and survey questionnaires are designed to help minimize such errors. Generally, the effect of such errors is not known.

Table A1
Sample Size, Standard Errors & Coefficients of Variation
Northwest Territories, 2009 NWT Community Survey

| | Households | Sample | Core Need | Standard Error Estimate | Proportion (%) | Coefficient of Variation (%) |
|------------------------------|---------------|--------------|--------------|----------------------------|----------------|---------------------------------|
| Northwest Territories | 14,522 | 4,321 | 2,755 | 106 | 0.7 | 3.9 |
| Beaufort-Delta | 2,380 | 1,148 | 631 | 27 | 1.1 | 4.3 |
| Aklavik | 228 | 187 | 82 | 3 | 1.5 | 4.1 |
| Fort McPherson | 268 | 224 | 75 | 3 | 1.2 | 4.4 |
| Inuvik | 1,280 | 301 | 250 | 26 | 2.0 | 10.2 |
| Paulatuk | 75 | 74 | 40 | 1 | 0.7 | 1.3 |
| Sachs Harbour | 47 | 34 | 12 | 2 | 4.0 | 15.6 |
| Tsiigehtchic | 59 | 41 | 11 | 2 | 3.4 | 18.2 |
| Tuktoyaktuk | 283 | 153 | 121 | 8 | 2.7 | 6.4 |
| Uluksaktok | 140 | 134 | 40 | 1 | 0.8 | 2.8 |
| Nahendeh | 742 | 479 | 270 | 10 | 1.3 | 3.6 |
| Fort Liard | 170 | 144 | 80 | 3 | 1.6 | 3.5 |
| Fort Simpson | 442 | 220 | 112 | 9 | 2.1 | 8.2 |
| Jean Marie River | 20 | 16 | 13 | 1 | 5.5 | 8.5 |
| Nahanni Butte | 35 | 34 | 21 | 1 | 1.4 | 2.4 |
| Trout Lake | 33 | 31 | 18 | 1 | 2.2 | 4.1 |
| Wrigley | 42 | 34 | 27 | 2 | 3.6 | 5.7 |
| North Slave | 7,735 | 1,010 | 1,073 | 99 | 1.3 | 9.2 |
| Behchokq | 467 | 234 | 223 | 11 | 2.3 | 4.8 |
| Detah | 80 | 56 | 33 | 3 | 3.6 | 8.8 |
| Gamètì | 71 | 63 | 34 | 2 | 2.1 | 4.4 |
| Łutselk'e | 111 | 82 | 51 | 3 | 2.8 | 6.2 |
| N'dilo | 111 | 81 | 46 | 3 | 2.9 | 6.9 |
| Wekweètì | 35 | 23 | 17 | 2 | 6.2 | 12.8 |
| Whatì | 118 | 99 | 56 | 2 | 2.0 | 4.3 |
| Yellowknife | 6,742 | 372 | 614 | 98 | 1.5 | 15.9 |
| Sahtu | 856 | 625 | 306 | 7 | 0.8 | 2.2 |
| Colville Lake | 35 | 32 | 27 | 1 | 2.2 | 2.9 |
| Déljne | 174 | 141 | 96 | 3 | 1.8 | 3.3 |
| Fort Good Hope | 182 | 157 | 100 | 3 | 1.5 | 2.7 |
| Norman Wells | 307 | 170 | 23 | 4 | 1.4 | 18.1 |
| Tulita | 158 | 125 | 59 | 3 | 2.0 | 5.3 |
| South Slave | 2,809 | 1,059 | 476 | 26 | 0.9 | 5.5 |
| Enterprise | 40 | 25 | 7 | 2 | 4.7 | 27.1 |
| Fort Providence | 242 | 193 | 66 | 4 | 1.4 | 5.3 |
| Fort Resolution | 183 | 146 | 92 | 3 | 1.9 | 3.7 |
| Fort Smith | 883 | 284 | 160 | 17 | 1.9 | 10.4 |
| Hay River | 1,349 | 304 | 122 | 20 | 1.5 | 16.0 |
| Hay River Reserve | 94 | 91 | 28 | 1 | 0.9 | 2.9 |
| Kakisa | 18 | 16 | 1 | - | - | - |

Appendix B

Questionnaire



2009 NWT Community Survey

Survey Information

ID Number: _____

Community: _____

Date: _____

Interviewer: _____

Introduction

Hello, my name is (...). The NWT Bureau of Statistics is conducting a community survey of randomly selected households in the Northwest Territories. This survey will be used to identify the housing needs of the people living in your community, as well as how many people are employed and how many people are looking for work.

The survey will take approximately 30 minutes and the information that you provide about your household will be kept strictly confidential and used only for statistical purposes. All information collected is protected by the Access to Information and Protection of Privacy Act.

For Phone Survey Only

The first thing I need to do is to confirm the telephone number where I have reached you. Is this number ...

_____ - _____ (from batch sheet)

For Yellowknife:

Is this dwelling located in either N'dilo or Detah?

- 1

☐ Yes
- 2

☐ No

➔ If Yes, end interview and thank respondent for their time. Explain that households in these communities will be interviewed in person.

For Hay River:

Is this dwelling located in the Hay River Reserve?

- 1

☐ Yes
- 2

☐ No

➔ If Yes, end interview and thank respondent for their time. Explain that households in the Hay River Reserve will be interviewed in person.

A. Household Type

I would like to start with just a few general questions about your household.

DK

R

 1. Which of the following categories best describes the type of dwelling that this household lives in?

(Ask if interviewing by telephone, otherwise interviewer should complete)

- 1

☐

Single Detached House
- 2

☐

Semi-Detached or Double (Side-by-Side)
- 3

☐

Town House or Row House
- 4

☐

Duplex (Top and Bottom)
- 5

☐

Movable Dwelling, Mobile Home or Trailer
- 6

☐

Apartment
- 7

☐

Other (Specify) _____

DK

R

 2. How many people, **in total**, normally live in this household? _____

DK

R

 3. How many of these people are **under the age of 15 years**? _____

DK

R

 4. How many of these people are **15 years of age or older**? _____

DK

R

 5. How many bedrooms does this dwelling have? _____

DK

R

 6. Does this dwelling have interior hot and cold running water?

- 1

☐

Yes
- 2

☐

No

7. Does this dwelling have ...

- DK

R

a) A bath tub or shower?

1

☐

Yes

2

☐

No
- DK

R

b) A sink or basin in the bathroom?

1

☐

Yes

2

☐

No
- DK

R

c) A kitchen sink?

1

☐

Yes

2

☐

No

DK

R

 8. What type of toilet facilities does this dwelling have? (Mark ONE only)

- 1

☐

Flush toilet
- 2

☐

Other indoor toilet (including electric/propane toilet/composting toilet)
- 3

☐

No indoor toilet (includes honey-bucket)

DK

R

 9. Which of the following statements best describes the current condition of this dwelling? (Mark ONE only)

- 1

☐

This dwelling requires regular maintenance such as painting, servicing the furnace, etc.
- 2

☐

This dwelling requires only minor repairs such as fixing the shingles, repairing windows, etc.
- 3

☐

This dwelling requires major repairs such as structural repairs to the roof, walls, floors or foundation, replacing defective wiring, heating, or plumbing systems, etc.

DK

R

 10. Do you currently have internet access in your home?

- 1

☐

Yes
- 2

☐

No

| | | |
|--|--|--|
| B. Household Residents | Person 1 | Person 2 |
| List the names of all persons who normally live in this dwelling starting with the oldest. <i>(List from oldest to youngest.)</i> | <div>First Name</div> <div>Last Name</div> | <div>First Name</div> <div>Last Name</div> |
| If proxy, check box | <div><input type="checkbox"/></div> Proxy | <div><input type="checkbox"/></div> Proxy |

| | | |
|--|---|---|
| 1. Is this person male or female? | 1 <input type="checkbox"/> Male 2 <input type="checkbox"/> Female | 1 <input type="checkbox"/> Male 2 <input type="checkbox"/> Female |
| 2. What is ...’s current age? | <div>Years</div> | <div>Years</div> |
| 3. What is ...’s current marital status? | 1 <input type="checkbox"/> Never married 2 <input type="checkbox"/> Married or Common-Law 3 <input type="checkbox"/> Separated or Divorced 4 <input type="checkbox"/> Widowed | 1 <input type="checkbox"/> Never married 2 <input type="checkbox"/> Married or Common-Law 3 <input type="checkbox"/> Separated or Divorced 4 <input type="checkbox"/> Widowed |
| 4. How would you describe ...’s ethnic status? | 1 <input type="checkbox"/> Inuit 2 <input type="checkbox"/> Inuvialuit 3 <input type="checkbox"/> North American Indian 4 <input type="checkbox"/> Métis 5 <input type="checkbox"/> Non-Aboriginal | 1 <input type="checkbox"/> Inuit 2 <input type="checkbox"/> Inuvialuit 3 <input type="checkbox"/> North American Indian 4 <input type="checkbox"/> Métis 5 <input type="checkbox"/> Non-Aboriginal |
| 5. Is ... a beneficiary of any of the following land claim agreements in the Northwest Territories? | Inuvialuit 1 <input type="checkbox"/> Yes 2 <input type="checkbox"/> No Gwich’in 1 <input type="checkbox"/> Yes 2 <input type="checkbox"/> No Sahtu 1 <input type="checkbox"/> Yes 2 <input type="checkbox"/> No Tłı̨chq 1 <input type="checkbox"/> Yes 2 <input type="checkbox"/> No | Inuvialuit 1 <input type="checkbox"/> Yes 2 <input type="checkbox"/> No Gwich’in 1 <input type="checkbox"/> Yes 2 <input type="checkbox"/> No Sahtu 1 <input type="checkbox"/> Yes 2 <input type="checkbox"/> No Tłı̨chq 1 <input type="checkbox"/> Yes 2 <input type="checkbox"/> No |
| 6. What languages does ... speak well enough to carry on a conversation? <i>(Mark ALL that apply)</i> | 1 <input type="checkbox"/> English 2 <input type="checkbox"/> French 3 <input type="checkbox"/> Inuktitut 4 <input type="checkbox"/> Inuvialuktun 5 <input type="checkbox"/> Inuinnaqtun 6 <input type="checkbox"/> Tłı̨chq (Dogrib) 7 <input type="checkbox"/> Cree 8 <input type="checkbox"/> Chipewyan 9 <input type="checkbox"/> North Slavey 10 <input type="checkbox"/> South Slavey 11 <input type="checkbox"/> Gwich’in 12 <input type="checkbox"/> Other (Specify) <div></div> | 1 <input type="checkbox"/> English 2 <input type="checkbox"/> French 3 <input type="checkbox"/> Inuktitut 4 <input type="checkbox"/> Inuvialuktun 5 <input type="checkbox"/> Inuinnaqtun 6 <input type="checkbox"/> Tłı̨chq (Dogrib) 7 <input type="checkbox"/> Cree 8 <input type="checkbox"/> Chipewyan 9 <input type="checkbox"/> North Slavey 10 <input type="checkbox"/> South Slavey 11 <input type="checkbox"/> Gwich’in 12 <input type="checkbox"/> Other (Specify) <div></div> |
| IF UNDER THE AGE OF FIFTEEN, GO TO NEXT PERSON | | |

| Person 3 | Person 4 | Person 5 | Person 6 |
|--|--|--|--|
| <div>First Name</div> <div>Last Name</div> | <div>First Name</div> <div>Last Name</div> | <div>First Name</div> <div>Last Name</div> | <div>First Name</div> <div>Last Name</div> |
| <div><input type="checkbox"/></div> <div>Proxy</div> | <div><input type="checkbox"/></div> <div>Proxy</div> | <div><input type="checkbox"/></div> <div>Proxy</div> | <div><input type="checkbox"/></div> <div>Proxy</div> |

| | | | |
|---|---|---|---|
| 1 <input type="checkbox"/> Male 2 <input type="checkbox"/> Female | 1 <input type="checkbox"/> Male 2 <input type="checkbox"/> Female | 1 <input type="checkbox"/> Male 2 <input type="checkbox"/> Female | 1 <input type="checkbox"/> Male 2 <input type="checkbox"/> Female |
| <div>Years</div> | <div>Years</div> | <div>Years</div> | <div>Years</div> |
| 1 <input type="checkbox"/> Never married 2 <input type="checkbox"/> Married or Common-Law 3 <input type="checkbox"/> Separated or Divorced 4 <input type="checkbox"/> Widowed | 1 <input type="checkbox"/> Never married 2 <input type="checkbox"/> Married or Common-Law 3 <input type="checkbox"/> Separated or Divorced 4 <input type="checkbox"/> Widowed | 1 <input type="checkbox"/> Never married 2 <input type="checkbox"/> Married or Common-Law 3 <input type="checkbox"/> Separated or Divorced 4 <input type="checkbox"/> Widowed | 1 <input type="checkbox"/> Never married 2 <input type="checkbox"/> Married or Common-Law 3 <input type="checkbox"/> Separated or Divorced 4 <input type="checkbox"/> Widowed |
| 1 <input type="checkbox"/> Inuit 2 <input type="checkbox"/> Inuvialuit 3 <input type="checkbox"/> North American Indian 4 <input type="checkbox"/> Métis 5 <input type="checkbox"/> Non-Aboriginal | 1 <input type="checkbox"/> Inuit 2 <input type="checkbox"/> Inuvialuit 3 <input type="checkbox"/> North American Indian 4 <input type="checkbox"/> Métis 5 <input type="checkbox"/> Non-Aboriginal | 1 <input type="checkbox"/> Inuit 2 <input type="checkbox"/> Inuvialuit 3 <input type="checkbox"/> North American Indian 4 <input type="checkbox"/> Métis 5 <input type="checkbox"/> Non-Aboriginal | 1 <input type="checkbox"/> Inuit 2 <input type="checkbox"/> Inuvialuit 3 <input type="checkbox"/> North American Indian 4 <input type="checkbox"/> Métis 5 <input type="checkbox"/> Non-Aboriginal |
| Inuvialuit 1 <input type="checkbox"/> Yes 2 <input type="checkbox"/> No Gwich'in 1 <input type="checkbox"/> Yes 2 <input type="checkbox"/> No Sahtu 1 <input type="checkbox"/> Yes 2 <input type="checkbox"/> No Tłı̨chq 1 <input type="checkbox"/> Yes 2 <input type="checkbox"/> No | Inuvialuit 1 <input type="checkbox"/> Yes 2 <input type="checkbox"/> No Gwich'in 1 <input type="checkbox"/> Yes 2 <input type="checkbox"/> No Sahtu 1 <input type="checkbox"/> Yes 2 <input type="checkbox"/> No Tłı̨chq 1 <input type="checkbox"/> Yes 2 <input type="checkbox"/> No | Inuvialuit 1 <input type="checkbox"/> Yes 2 <input type="checkbox"/> No Gwich'in 1 <input type="checkbox"/> Yes 2 <input type="checkbox"/> No Sahtu 1 <input type="checkbox"/> Yes 2 <input type="checkbox"/> No Tłı̨chq 1 <input type="checkbox"/> Yes 2 <input type="checkbox"/> No | Inuvialuit 1 <input type="checkbox"/> Yes 2 <input type="checkbox"/> No Gwich'in 1 <input type="checkbox"/> Yes 2 <input type="checkbox"/> No Sahtu 1 <input type="checkbox"/> Yes 2 <input type="checkbox"/> No Tłı̨chq 1 <input type="checkbox"/> Yes 2 <input type="checkbox"/> No |
| 1 <input type="checkbox"/> English 2 <input type="checkbox"/> French 3 <input type="checkbox"/> Inuktitut 4 <input type="checkbox"/> Inuvialuktun 5 <input type="checkbox"/> Inuinnaqtun 6 <input type="checkbox"/> Tłı̨chq (Dogrib) 7 <input type="checkbox"/> Cree 8 <input type="checkbox"/> Chipewyan 9 <input type="checkbox"/> North Slavey 10 <input type="checkbox"/> South Slavey 11 <input type="checkbox"/> Gwich'in 12 <input type="checkbox"/> Other (specify) <div></div> | 1 <input type="checkbox"/> English 2 <input type="checkbox"/> French 3 <input type="checkbox"/> Inuktitut 4 <input type="checkbox"/> Inuvialuktun 5 <input type="checkbox"/> Inuinnaqtun 6 <input type="checkbox"/> Tłı̨chq (Dogrib) 7 <input type="checkbox"/> Cree 8 <input type="checkbox"/> Chipewyan 9 <input type="checkbox"/> North Slavey 10 <input type="checkbox"/> South Slavey 11 <input type="checkbox"/> Gwich'in 12 <input type="checkbox"/> Other (specify) <div></div> | 1 <input type="checkbox"/> English 2 <input type="checkbox"/> French 3 <input type="checkbox"/> Inuktitut 4 <input type="checkbox"/> Inuvialuktun 5 <input type="checkbox"/> Inuinnaqtun 6 <input type="checkbox"/> Tłı̨chq (Dogrib) 7 <input type="checkbox"/> Cree 8 <input type="checkbox"/> Chipewyan 9 <input type="checkbox"/> North Slavey 10 <input type="checkbox"/> South Slavey 11 <input type="checkbox"/> Gwich'in 12 <input type="checkbox"/> Other (specify) <div></div> | 1 <input type="checkbox"/> English 2 <input type="checkbox"/> French 3 <input type="checkbox"/> Inuktitut 4 <input type="checkbox"/> Inuvialuktun 5 <input type="checkbox"/> Inuinnaqtun 6 <input type="checkbox"/> Tłı̨chq (Dogrib) 7 <input type="checkbox"/> Cree 8 <input type="checkbox"/> Chipewyan 9 <input type="checkbox"/> North Slavey 10 <input type="checkbox"/> South Slavey 11 <input type="checkbox"/> Gwich'in 12 <input type="checkbox"/> Other (specify) <div></div> |
| IF UNDER THE AGE OF FIFTEEN, GO TO NEXT PERSON | | | |

| | | |
|---|--|--|
| B. Household Residents | Person 1 | Person 2 |
| List the names of all persons who normally live in this dwelling starting with the oldest. (List from oldest to youngest.) | <div>_____</div> <div>First Name</div> <div>_____</div> <div>Last Name</div> | <div>_____</div> <div>First Name</div> <div>_____</div> <div>Last Name</div> |
| If proxy, check box | <div><input type="checkbox"/></div> <div>Proxy</div> | <div><input type="checkbox"/></div> <div>Proxy</div> |

| | | |
|--|--|--|
| 7. What is the highest grade ... has completed at school or through upgrading? | 88 <input type="checkbox"/> No grade completed, or did not attend school Highest grade completed (circle one) 1 2 3 4 5 6 7 8 9 10 11 12 13 | 88 <input type="checkbox"/> No grade completed, or did not attend school Highest grade completed (circle one) 1 2 3 4 5 6 7 8 9 10 11 12 13 |
| 8. I would like to ask for more details on ...’s education. a) Does ... have a high school diploma? | 1 <input type="checkbox"/> Yes 2 <input type="checkbox"/> No | 1 <input type="checkbox"/> Yes 2 <input type="checkbox"/> No |
| b) Does ... have a trades certificate or diploma? (If yes) What type of certificate or diploma and is this a journeyman’s certificate? Examples could include carpentry, welding, electrician, plumbing, baking or cooking. | 1 <input type="checkbox"/> Yes 2 <input type="checkbox"/> No Type: Journeyman Certificate? a) _____ 1 <input type="checkbox"/> b) _____ 1 <input type="checkbox"/> c) _____ 1 <input type="checkbox"/> | 1 <input type="checkbox"/> Yes 2 <input type="checkbox"/> No Type: Journeyman Certificate? a) _____ 1 <input type="checkbox"/> b) _____ 1 <input type="checkbox"/> c) _____ 1 <input type="checkbox"/> |
| c) Does ... have a college certificate or diploma? (If yes) What type of college certificate or diploma? Examples could include bookkeeping, office administration, community alcohol & drug worker, social worker or natural resource technology. | 1 <input type="checkbox"/> Yes 2 <input type="checkbox"/> No (Major field of study or training) a) _____ b) _____ | 1 <input type="checkbox"/> Yes 2 <input type="checkbox"/> No (Major field of study or training) a) _____ b) _____ |
| d) Does ... have a university degree? | 1 <input type="checkbox"/> Yes 2 <input type="checkbox"/> No | 1 <input type="checkbox"/> Yes 2 <input type="checkbox"/> No |
| e) Does ... have any other certificate or diploma? (If yes) What other type of certificate or diploma? Examples could include CGA, CMA, etc. | 1 <input type="checkbox"/> Yes 2 <input type="checkbox"/> No (Major field of study or training) a) _____ b) _____ | 1 <input type="checkbox"/> Yes 2 <input type="checkbox"/> No (Major field of study or training) a) _____ b) _____ |
| 9. Is ... currently enrolled as a full-time or part-time student? | 1 <input type="checkbox"/> Yes, full-time 2 <input type="checkbox"/> Yes, part-time 3 <input type="checkbox"/> No | 1 <input type="checkbox"/> Yes, full-time 2 <input type="checkbox"/> Yes, part-time 3 <input type="checkbox"/> No |

| Person 3 | Person 4 | Person 5 | Person 6 |
|--|--|--|--|
| <div>First Name</div> <div>Last Name</div> | <div>First Name</div> <div>Last Name</div> | <div>First Name</div> <div>Last Name</div> | <div>First Name</div> <div>Last Name</div> |
| <div><input type="checkbox"/></div> <div>Proxy</div> | <div><input type="checkbox"/></div> <div>Proxy</div> | <div><input type="checkbox"/></div> <div>Proxy</div> | <div><input type="checkbox"/></div> <div>Proxy</div> |

| | | | |
|--|--|--|--|
| <div>88 <input type="checkbox"/> No grade completed, or did not attend school</div> <div>Highest grade completed (circle one)</div> <div>1 2 3 4 5 6 7</div> <div>8 9 10 11 12 13</div> | <div>88 <input type="checkbox"/> No grade completed, or did not attend school</div> <div>Highest grade completed (circle one)</div> <div>1 2 3 4 5 6 7</div> <div>8 9 10 11 12 13</div> | <div>88 <input type="checkbox"/> No grade completed, or did not attend school</div> <div>Highest grade completed (circle one)</div> <div>1 2 3 4 5 6 7</div> <div>8 9 10 11 12 13</div> | <div>88 <input type="checkbox"/> No grade completed, or did not attend school</div> <div>Highest grade completed (circle one)</div> <div>1 2 3 4 5 6 7</div> <div>8 9 10 11 12 13</div> |
| <div>1 <input type="checkbox"/> Yes 2 <input type="checkbox"/> No</div> | <div>1 <input type="checkbox"/> Yes 2 <input type="checkbox"/> No</div> | <div>1 <input type="checkbox"/> Yes 2 <input type="checkbox"/> No</div> | <div>1 <input type="checkbox"/> Yes 2 <input type="checkbox"/> No</div> |
| <div>1 <input type="checkbox"/> Yes 2 <input type="checkbox"/> No</div> <div>Type: <i>Journeyman Certificate?</i></div> <div>a) _____ 1 <input type="checkbox"/></div> <div>b) _____ 1 <input type="checkbox"/></div> <div>c) _____ 1 <input type="checkbox"/></div> | <div>1 <input type="checkbox"/> Yes 2 <input type="checkbox"/> No</div> <div>Type: <i>Journeyman Certificate?</i></div> <div>a) _____ 1 <input type="checkbox"/></div> <div>b) _____ 1 <input type="checkbox"/></div> <div>c) _____ 1 <input type="checkbox"/></div> | <div>1 <input type="checkbox"/> Yes 2 <input type="checkbox"/> No</div> <div>Type: <i>Journeyman Certificate?</i></div> <div>a) _____ 1 <input type="checkbox"/></div> <div>b) _____ 1 <input type="checkbox"/></div> <div>c) _____ 1 <input type="checkbox"/></div> | <div>1 <input type="checkbox"/> Yes 2 <input type="checkbox"/> No</div> <div>Type: <i>Journeyman Certificate?</i></div> <div>a) _____ 1 <input type="checkbox"/></div> <div>b) _____ 1 <input type="checkbox"/></div> <div>c) _____ 1 <input type="checkbox"/></div> |
| <div>1 <input type="checkbox"/> Yes 2 <input type="checkbox"/> No</div> <div>(Major field of study or training)</div> <div>a) _____</div> <div>b) _____</div> | <div>1 <input type="checkbox"/> Yes 2 <input type="checkbox"/> No</div> <div>(Major field of study or training)</div> <div>a) _____</div> <div>b) _____</div> | <div>1 <input type="checkbox"/> Yes 2 <input type="checkbox"/> No</div> <div>(Major field of study or training)</div> <div>a) _____</div> <div>b) _____</div> | <div>1 <input type="checkbox"/> Yes 2 <input type="checkbox"/> No</div> <div>(Major field of study or training)</div> <div>a) _____</div> <div>b) _____</div> |
| <div>1 <input type="checkbox"/> Yes 2 <input type="checkbox"/> No</div> | <div>1 <input type="checkbox"/> Yes 2 <input type="checkbox"/> No</div> | <div>1 <input type="checkbox"/> Yes 2 <input type="checkbox"/> No</div> | <div>1 <input type="checkbox"/> Yes 2 <input type="checkbox"/> No</div> |
| <div>1 <input type="checkbox"/> Yes 2 <input type="checkbox"/> No</div> <div>(Major field of study or training)</div> <div>a) _____</div> <div>b) _____</div> | <div>1 <input type="checkbox"/> Yes 2 <input type="checkbox"/> No</div> <div>(Major field of study or training)</div> <div>a) _____</div> <div>b) _____</div> | <div>1 <input type="checkbox"/> Yes 2 <input type="checkbox"/> No</div> <div>(Major field of study or training)</div> <div>a) _____</div> <div>b) _____</div> | <div>1 <input type="checkbox"/> Yes 2 <input type="checkbox"/> No</div> <div>(Major field of study or training)</div> <div>a) _____</div> <div>b) _____</div> |
| <div>1 <input type="checkbox"/> Yes, full-time</div> <div>2 <input type="checkbox"/> Yes, part-time</div> <div>3 <input type="checkbox"/> No</div> | <div>1 <input type="checkbox"/> Yes, full-time</div> <div>2 <input type="checkbox"/> Yes, part-time</div> <div>3 <input type="checkbox"/> No</div> | <div>1 <input type="checkbox"/> Yes, full-time</div> <div>2 <input type="checkbox"/> Yes, part-time</div> <div>3 <input type="checkbox"/> No</div> | <div>1 <input type="checkbox"/> Yes, full-time</div> <div>2 <input type="checkbox"/> Yes, part-time</div> <div>3 <input type="checkbox"/> No</div> |

| Person 3 | Person 4 | Person 5 | Person 6 |
|--|--|--|--|
| <div>_____</div> <div>First Name</div> | <div>_____</div> <div>First Name</div> | <div>_____</div> <div>First Name</div> | <div>_____</div> <div>First Name</div> |
| <div>_____</div> <div>Last Name</div> | <div>_____</div> <div>Last Name</div> | <div>_____</div> <div>Last Name</div> | <div>_____</div> <div>Last Name</div> |
| <div><input type="checkbox"/></div> <div>Proxy</div> | <div><input type="checkbox"/></div> <div>Proxy</div> | <div><input type="checkbox"/></div> <div>Proxy</div> | <div><input type="checkbox"/></div> <div>Proxy</div> |

| | | | |
|--|--|--|--|
| <div>1 <input type="checkbox"/> Yes ➔ Go to 11</div> <div>2 <input type="checkbox"/> No</div> <div>1 <input type="checkbox"/> Yes, but on temporary lay-off and expects to return ➔ Go to 16</div> <div>2 <input type="checkbox"/> Yes, but on vacation, paid leave, time off from a rotational job, ill, on strike or lock-out, or absent for other reason ➔ Go to 11</div> <div>3 <input type="checkbox"/> No</div> <div>1 <input type="checkbox"/> Yes ➔ Go to 16</div> <div>2 <input type="checkbox"/> No ➔ Go to 16</div> | <div>1 <input type="checkbox"/> Yes ➔ Go to 11</div> <div>2 <input type="checkbox"/> No</div> <div>1 <input type="checkbox"/> Yes, but on temporary lay-off and expects to return ➔ Go to 16</div> <div>2 <input type="checkbox"/> Yes, but on vacation, paid leave, time off from a rotational job, ill, on strike or lock-out, or absent for other reason ➔ Go to 11</div> <div>3 <input type="checkbox"/> No</div> <div>1 <input type="checkbox"/> Yes ➔ Go to 16</div> <div>2 <input type="checkbox"/> No ➔ Go to 16</div> | <div>1 <input type="checkbox"/> Yes ➔ Go to 11</div> <div>2 <input type="checkbox"/> No</div> <div>1 <input type="checkbox"/> Yes, but on temporary lay-off and expects to return ➔ Go to 16</div> <div>2 <input type="checkbox"/> Yes, but on vacation, paid leave, time off from a rotational job, ill, on strike or lock-out, or absent for other reason ➔ Go to 11</div> <div>3 <input type="checkbox"/> No</div> <div>1 <input type="checkbox"/> Yes ➔ Go to 16</div> <div>2 <input type="checkbox"/> No ➔ Go to 16</div> | <div>1 <input type="checkbox"/> Yes ➔ Go to 11</div> <div>2 <input type="checkbox"/> No</div> <div>1 <input type="checkbox"/> Yes, but on temporary lay-off and expects to return ➔ Go to 16</div> <div>2 <input type="checkbox"/> Yes, but on vacation, paid leave, time off from a rotational job, ill, on strike or lock-out, or absent for other reason ➔ Go to 11</div> <div>3 <input type="checkbox"/> No</div> <div>1 <input type="checkbox"/> Yes ➔ Go to 16</div> <div>2 <input type="checkbox"/> No ➔ Go to 16</div> |
| <div>_____</div> <div>Hours</div> | <div>_____</div> <div>Hours</div> | <div>_____</div> <div>Hours</div> | <div>_____</div> <div>Hours</div> |
| <div>_____</div> <div>_____</div> <div>_____</div> | <div>_____</div> <div>_____</div> <div>_____</div> | <div>_____</div> <div>_____</div> <div>_____</div> | <div>_____</div> <div>_____</div> <div>_____</div> |
| <div>_____</div> <div>_____</div> <div>_____</div> | <div>_____</div> <div>_____</div> <div>_____</div> | <div>_____</div> <div>_____</div> <div>_____</div> | <div>_____</div> <div>_____</div> <div>_____</div> |
| <div>_____</div> <div>_____</div> <div>_____</div> | <div>_____</div> <div>_____</div> <div>_____</div> | <div>_____</div> <div>_____</div> <div>_____</div> | <div>_____</div> <div>_____</div> <div>_____</div> |

| | | |
|---|--|--|
| B. Household Residents | Person 1 | Person 2 |
| List the names of all persons who normally live in this dwelling starting with the oldest. (List from oldest to youngest.) | <div>First Name</div> <div>Last Name</div> | <div>First Name</div> <div>Last Name</div> |
| If proxy, check box | <div><input type="checkbox"/></div> Proxy | <div><input type="checkbox"/></div> Proxy |

| | | |
|--|--|--|
| 15. In this job or business, was ... a paid worker, self-employed or working in a family business without pay? (Mark ONE only) | 1 <input type="checkbox"/> Paid Worker 2 <input type="checkbox"/> Self-employed 3 <input type="checkbox"/> Working in a family business without pay 4 <input type="checkbox"/> Other (Specify) <div></div> <div>➔ Go to 21</div> | 1 <input type="checkbox"/> Paid Worker 2 <input type="checkbox"/> Self-employed 3 <input type="checkbox"/> Working in a family business without pay 4 <input type="checkbox"/> Other (Specify) <div></div> <div>➔ Go to 21</div> |
| 16. Did ... look for work over the past four weeks? For example, contacted employers, answered job ads, etc. a) Why has ... not looked for work? (Mark ONE only) | 1 <input type="checkbox"/> Yes ➔ Go to 17 2 <input type="checkbox"/> No 1 <input type="checkbox"/> Own illness or disability 2 <input type="checkbox"/> Going to school 3 <input type="checkbox"/> Retired or elderly 4 <input type="checkbox"/> Believes no jobs available (in area or suited to skills) 5 <input type="checkbox"/> Caring for own children or other relative 6 <input type="checkbox"/> Other personal or family responsibilities 7 <input type="checkbox"/> Waiting for recall (to former employer) 8 <input type="checkbox"/> Starting new job within the next 4 weeks 9 <input type="checkbox"/> Other (Specify) <div></div> <div>➔ Go to 18</div> | 1 <input type="checkbox"/> Yes ➔ Go to 17 2 <input type="checkbox"/> No 1 <input type="checkbox"/> Own illness or disability 2 <input type="checkbox"/> Going to school 3 <input type="checkbox"/> Retired or elderly 4 <input type="checkbox"/> Believes no jobs available (in area or suited to skills) 5 <input type="checkbox"/> Caring for own children or other relative 6 <input type="checkbox"/> Other personal or family responsibilities 7 <input type="checkbox"/> Waiting for recall (to former employer) 8 <input type="checkbox"/> Starting new job within the next 4 weeks 9 <input type="checkbox"/> Other (Specify) <div></div> <div>➔ Go to 18</div> |
| 17. Last week, was there any reason why ... could not have taken a job? a) What was the reason? (Mark ONE only) | 1 <input type="checkbox"/> Yes 2 <input type="checkbox"/> No ➔ Go to 18 1 <input type="checkbox"/> Own illness or disability 2 <input type="checkbox"/> Going to school 3 <input type="checkbox"/> Retired or elderly 4 <input type="checkbox"/> Believes no jobs available in area or suited to skills 5 <input type="checkbox"/> Caring for own children or other relative 6 <input type="checkbox"/> Other personal or family responsibilities 7 <input type="checkbox"/> Waiting for recall to former employer 8 <input type="checkbox"/> Starting new job within the next 4 weeks 9 <input type="checkbox"/> Other (Specify) <div></div> | 1 <input type="checkbox"/> Yes 2 <input type="checkbox"/> No ➔ Go to 18 1 <input type="checkbox"/> Own illness or disability 2 <input type="checkbox"/> Going to school 3 <input type="checkbox"/> Retired or elderly 4 <input type="checkbox"/> Believes no jobs available in area or suited to skills 5 <input type="checkbox"/> Caring for own children or other relative 6 <input type="checkbox"/> Other personal or family responsibilities 7 <input type="checkbox"/> Waiting for recall to former employer 8 <input type="checkbox"/> Starting new job within the next 4 weeks 9 <input type="checkbox"/> Other (Specify) <div></div> |

| Person 3 | Person 4 | Person 5 | Person 6 |
|--|--|--|--|
| <div>First Name</div> <div>Last Name</div> | <div>First Name</div> <div>Last Name</div> | <div>First Name</div> <div>Last Name</div> | <div>First Name</div> <div>Last Name</div> |
| <div><input type="checkbox"/></div> <div>Proxy</div> | <div><input type="checkbox"/></div> <div>Proxy</div> | <div><input type="checkbox"/></div> <div>Proxy</div> | <div><input type="checkbox"/></div> <div>Proxy</div> |

| | | | |
|--|--|--|--|
| <div>1 <input type="checkbox"/> Paid Worker</div> <div>2 <input type="checkbox"/> Self-employed</div> <div>3 <input type="checkbox"/> Working in a family business without pay</div> <div>4 <input type="checkbox"/> Other (Specify)</div> <div></div> <div>➔ Go to 21</div> | <div>1 <input type="checkbox"/> Paid Worker</div> <div>2 <input type="checkbox"/> Self-employed</div> <div>3 <input type="checkbox"/> Working in a family business without pay</div> <div>4 <input type="checkbox"/> Other (Specify)</div> <div></div> <div>➔ Go to 21</div> | <div>1 <input type="checkbox"/> Paid Worker</div> <div>2 <input type="checkbox"/> Self-employed</div> <div>3 <input type="checkbox"/> Working in a family business without pay</div> <div>4 <input type="checkbox"/> Other (Specify)</div> <div></div> <div>➔ Go to 21</div> | <div>1 <input type="checkbox"/> Paid Worker</div> <div>2 <input type="checkbox"/> Self-employed</div> <div>3 <input type="checkbox"/> Working in a family business without pay</div> <div>4 <input type="checkbox"/> Other (Specify)</div> <div></div> <div>➔ Go to 21</div> |
| <div>1 <input type="checkbox"/> Yes ➔ Go to 17</div> <div>2 <input type="checkbox"/> No</div> <div>1 <input type="checkbox"/> Own illness or disability</div> <div>2 <input type="checkbox"/> Going to school</div> <div>3 <input type="checkbox"/> Retired or elderly</div> <div>4 <input type="checkbox"/> Believes no jobs available (in area or suited to skills)</div> <div>5 <input type="checkbox"/> Caring for own children or other relative</div> <div>6 <input type="checkbox"/> Other personal or family responsibilities</div> <div>7 <input type="checkbox"/> Waiting for recall (to former employer)</div> <div>8 <input type="checkbox"/> Starting new job within the next 4 weeks</div> <div>9 <input type="checkbox"/> Other (Specify)</div> <div></div> <div>➔ Go to 18</div> | <div>1 <input type="checkbox"/> Yes ➔ Go to 17</div> <div>2 <input type="checkbox"/> No</div> <div>1 <input type="checkbox"/> Own illness or disability</div> <div>2 <input type="checkbox"/> Going to school</div> <div>3 <input type="checkbox"/> Retired or elderly</div> <div>4 <input type="checkbox"/> Believes no jobs available (in area or suited to skills)</div> <div>5 <input type="checkbox"/> Caring for own children or other relative</div> <div>6 <input type="checkbox"/> Other personal or family responsibilities</div> <div>7 <input type="checkbox"/> Waiting for recall (to former employer)</div> <div>8 <input type="checkbox"/> Starting new job within the next 4 weeks</div> <div>9 <input type="checkbox"/> Other (Specify)</div> <div></div> <div>➔ Go to 18</div> | <div>1 <input type="checkbox"/> Yes ➔ Go to 17</div> <div>2 <input type="checkbox"/> No</div> <div>1 <input type="checkbox"/> Own illness or disability</div> <div>2 <input type="checkbox"/> Going to school</div> <div>3 <input type="checkbox"/> Retired or elderly</div> <div>4 <input type="checkbox"/> Believes no jobs available (in area or suited to skills)</div> <div>5 <input type="checkbox"/> Caring for own children or other relative</div> <div>6 <input type="checkbox"/> Other personal or family responsibilities</div> <div>7 <input type="checkbox"/> Waiting for recall (to former employer)</div> <div>8 <input type="checkbox"/> Starting new job within the next 4 weeks</div> <div>9 <input type="checkbox"/> Other (Specify)</div> <div></div> <div>➔ Go to 18</div> | <div>1 <input type="checkbox"/> Yes ➔ Go to 17</div> <div>2 <input type="checkbox"/> No</div> <div>1 <input type="checkbox"/> Own illness or disability</div> <div>2 <input type="checkbox"/> Going to school</div> <div>3 <input type="checkbox"/> Retired or elderly</div> <div>4 <input type="checkbox"/> Believes no jobs available (in area or suited to skills)</div> <div>5 <input type="checkbox"/> Caring for own children or other relative</div> <div>6 <input type="checkbox"/> Other personal or family responsibilities</div> <div>7 <input type="checkbox"/> Waiting for recall (to former employer)</div> <div>8 <input type="checkbox"/> Starting new job within the next 4 weeks</div> <div>9 <input type="checkbox"/> Other (Specify)</div> <div></div> <div>➔ Go to 18</div> |
| <div>1 <input type="checkbox"/> Yes</div> <div>2 <input type="checkbox"/> No ➔ Go to 18</div> <div>1 <input type="checkbox"/> Own illness or disability</div> <div>2 <input type="checkbox"/> Going to school</div> <div>3 <input type="checkbox"/> Retired or elderly</div> <div>4 <input type="checkbox"/> Believes no jobs available in area or suited to skills</div> <div>5 <input type="checkbox"/> Caring for own children or other relative</div> <div>6 <input type="checkbox"/> Other personal or family responsibilities</div> <div>7 <input type="checkbox"/> Waiting for recall to former employer</div> <div>8 <input type="checkbox"/> Starting new job within the next 4 weeks</div> <div>9 <input type="checkbox"/> Other (Specify)</div> <div></div> | <div>1 <input type="checkbox"/> Yes</div> <div>2 <input type="checkbox"/> No ➔ Go to 18</div> <div>1 <input type="checkbox"/> Own illness or disability</div> <div>2 <input type="checkbox"/> Going to school</div> <div>3 <input type="checkbox"/> Retired or elderly</div> <div>4 <input type="checkbox"/> Believes no jobs available in area or suited to skills</div> <div>5 <input type="checkbox"/> Caring for own children or other relative</div> <div>6 <input type="checkbox"/> Other personal or family responsibilities</div> <div>7 <input type="checkbox"/> Waiting for recall to former employer</div> <div>8 <input type="checkbox"/> Starting new job within the next 4 weeks</div> <div>9 <input type="checkbox"/> Other (Specify)</div> <div></div> | <div>1 <input type="checkbox"/> Yes</div> <div>2 <input type="checkbox"/> No ➔ Go to 18</div> <div>1 <input type="checkbox"/> Own illness or disability</div> <div>2 <input type="checkbox"/> Going to school</div> <div>3 <input type="checkbox"/> Retired or elderly</div> <div>4 <input type="checkbox"/> Believes no jobs available in area or suited to skills</div> <div>5 <input type="checkbox"/> Caring for own children or other relative</div> <div>6 <input type="checkbox"/> Other personal or family responsibilities</div> <div>7 <input type="checkbox"/> Waiting for recall to former employer</div> <div>8 <input type="checkbox"/> Starting new job within the next 4 weeks</div> <div>9 <input type="checkbox"/> Other (Specify)</div> <div></div> | <div>1 <input type="checkbox"/> Yes</div> <div>2 <input type="checkbox"/> No ➔ Go to 18</div> <div>1 <input type="checkbox"/> Own illness or disability</div> <div>2 <input type="checkbox"/> Going to school</div> <div>3 <input type="checkbox"/> Retired or elderly</div> <div>4 <input type="checkbox"/> Believes no jobs available in area or suited to skills</div> <div>5 <input type="checkbox"/> Caring for own children or other relative</div> <div>6 <input type="checkbox"/> Other personal or family responsibilities</div> <div>7 <input type="checkbox"/> Waiting for recall to former employer</div> <div>8 <input type="checkbox"/> Starting new job within the next 4 weeks</div> <div>9 <input type="checkbox"/> Other (Specify)</div> <div></div> |

| | | |
|---|--|--|
| B. Household Residents | Person 1 | Person 2 |
| List the names of all persons who normally live in this dwelling starting with the oldest. (List from oldest to youngest.) | <div>First Name</div> <div>Last Name</div> | <div>First Name</div> <div>Last Name</div> |
| If proxy, check box | <div><input type="checkbox"/></div> Proxy | <div><input type="checkbox"/></div> Proxy |

| | | |
|---|--|--|
| 18. Does ... want a job? (Refers to a different job for those answering Yes to Question 10a or 10b) | 1 <input type="checkbox"/> Yes 2 <input type="checkbox"/> No ➔ Go to 20 | 1 <input type="checkbox"/> Yes 2 <input type="checkbox"/> No ➔ Go to 20 |
| 19. Is ... willing to do rotational work at a job site outside this community? For example, two weeks in and two weeks out. | 1 <input type="checkbox"/> Yes 2 <input type="checkbox"/> No | 1 <input type="checkbox"/> Yes 2 <input type="checkbox"/> No |
| 20. When did ... last work at a job or business, including self-employment? (Mark ONE only) | 1 <input type="checkbox"/> 2009 2 <input type="checkbox"/> 2008 3 <input type="checkbox"/> Before 2008 ➔ Go to 22 4 <input type="checkbox"/> Never ➔ Go to 22 | 1 <input type="checkbox"/> 2009 2 <input type="checkbox"/> 2008 3 <input type="checkbox"/> Before 2008 ➔ Go to 22 4 <input type="checkbox"/> Never ➔ Go to 22 |
| 21. During 2008, which months did ... work, including paid absences and vacations? (Mark All Year or specific months) <u>Note to interviewer:</u> Include all months in which the respondent was on vacation or sick leave with pay; was self-employed; worked in family business without formal pay arrangements; worked full-time or part-time; worked for wages, salary, tips or commissions. | 1 <input type="checkbox"/> Jan 5 <input type="checkbox"/> May 9 <input type="checkbox"/> Sep 2 <input type="checkbox"/> Feb 6 <input type="checkbox"/> Jun 10 <input type="checkbox"/> Oct 3 <input type="checkbox"/> Mar 7 <input type="checkbox"/> Jul 11 <input type="checkbox"/> Nov 4 <input type="checkbox"/> Apr 8 <input type="checkbox"/> Aug 12 <input type="checkbox"/> Dec 13 <input type="checkbox"/> All Year 14 <input type="checkbox"/> Worked only in 2009 ➔ Go to 22 | 1 <input type="checkbox"/> Jan 5 <input type="checkbox"/> May 9 <input type="checkbox"/> Sep 2 <input type="checkbox"/> Feb 6 <input type="checkbox"/> Jun 10 <input type="checkbox"/> Oct 3 <input type="checkbox"/> Mar 7 <input type="checkbox"/> Jul 11 <input type="checkbox"/> Nov 4 <input type="checkbox"/> Apr 8 <input type="checkbox"/> Aug 12 <input type="checkbox"/> Dec 13 <input type="checkbox"/> All Year 14 <input type="checkbox"/> Worked only in 2009 ➔ Go to 22 |
| a) During 2008, how many weeks in total did ... work? | 1 <input type="checkbox"/> Less than 4 weeks 2 <input type="checkbox"/> 4 to 12 weeks 3 <input type="checkbox"/> 13 to 26 weeks 4 <input type="checkbox"/> More than 26 weeks | 1 <input type="checkbox"/> Less than 4 weeks 2 <input type="checkbox"/> 4 to 12 weeks 3 <input type="checkbox"/> 13 to 26 weeks 4 <input type="checkbox"/> More than 26 weeks |
| b) How many different paying jobs did ... work at during 2008? | _____ Number of jobs | _____ Number of jobs |
| The next few questions are about your involvement in your community during 2008. These will include your participation in volunteer activities, arts and crafts, and spending time on the land. 22. During 2008, did ... do any of the following activities without pay on behalf of a group or organization? This includes any unpaid help provided to schools, religious organizations, sports or community associations. Did ... (Mark ALL that apply) | 1 <input type="checkbox"/> Canvass or fundraise 2 <input type="checkbox"/> Sit as a board or committee member 3 <input type="checkbox"/> Teach, mentor or educate 4 <input type="checkbox"/> Do office work or bookkeeping 5 <input type="checkbox"/> Coach or referee 6 <input type="checkbox"/> Provide counsel or advice 7 <input type="checkbox"/> Collect, serve or deliver food and other goods 8 <input type="checkbox"/> Maintain, repair or build facilities or grounds 9 <input type="checkbox"/> Provide help through fire fighting or search and rescue 10 <input type="checkbox"/> Other (Specify) _____ 11 <input type="checkbox"/> None ➔ Go to 23 | 1 <input type="checkbox"/> Canvass or fundraise 2 <input type="checkbox"/> Sit as a board or committee member 3 <input type="checkbox"/> Teach, mentor or educate 4 <input type="checkbox"/> Do office work or bookkeeping 5 <input type="checkbox"/> Coach or referee 6 <input type="checkbox"/> Provide counsel or advice 7 <input type="checkbox"/> Collect, serve or deliver food and other goods 8 <input type="checkbox"/> Maintain, repair or build facilities or grounds 9 <input type="checkbox"/> Provide help through fire fighting or search and rescue 10 <input type="checkbox"/> Other (Specify) _____ 11 <input type="checkbox"/> None ➔ Go to 23 |

| Person 3 | Person 4 | Person 5 | Person 6 |
|--|--|--|--|
| <div>First Name</div> <div>Last Name</div> | <div>First Name</div> <div>Last Name</div> | <div>First Name</div> <div>Last Name</div> | <div>First Name</div> <div>Last Name</div> |
| <div><input type="checkbox"/></div> <div>Proxy</div> | <div><input type="checkbox"/></div> <div>Proxy</div> | <div><input type="checkbox"/></div> <div>Proxy</div> | <div><input type="checkbox"/></div> <div>Proxy</div> |

| | | | |
|---|---|---|---|
| <div>1 <input type="checkbox"/> Yes</div> <div>2 <input type="checkbox"/> No ➔ Go to 20</div> | <div>1 <input type="checkbox"/> Yes</div> <div>2 <input type="checkbox"/> No ➔ Go to 20</div> | <div>1 <input type="checkbox"/> Yes</div> <div>2 <input type="checkbox"/> No ➔ Go to 20</div> | <div>1 <input type="checkbox"/> Yes</div> <div>2 <input type="checkbox"/> No ➔ Go to 20</div> |
| <div>1 <input type="checkbox"/> Yes</div> <div>2 <input type="checkbox"/> No</div> | <div>1 <input type="checkbox"/> Yes</div> <div>2 <input type="checkbox"/> No</div> | <div>1 <input type="checkbox"/> Yes</div> <div>2 <input type="checkbox"/> No</div> | <div>1 <input type="checkbox"/> Yes</div> <div>2 <input type="checkbox"/> No</div> |
| <div>1 <input type="checkbox"/> 2009</div> <div>2 <input type="checkbox"/> 2008</div> <div>3 <input type="checkbox"/> Before 2008 ➔ Go to 22</div> <div>4 <input type="checkbox"/> Never ➔ Go to 22</div> | <div>1 <input type="checkbox"/> 2009</div> <div>2 <input type="checkbox"/> 2008</div> <div>3 <input type="checkbox"/> Before 2008 ➔ Go to 22</div> <div>4 <input type="checkbox"/> Never ➔ Go to 22</div> | <div>1 <input type="checkbox"/> 2009</div> <div>2 <input type="checkbox"/> 2008</div> <div>3 <input type="checkbox"/> Before 2008 ➔ Go to 22</div> <div>4 <input type="checkbox"/> Never ➔ Go to 22</div> | <div>1 <input type="checkbox"/> 2009</div> <div>2 <input type="checkbox"/> 2008</div> <div>3 <input type="checkbox"/> Before 2008 ➔ Go to 22</div> <div>4 <input type="checkbox"/> Never ➔ Go to 22</div> |
| <div>1 <input type="checkbox"/> Jan 5 <input type="checkbox"/> May 9 <input type="checkbox"/> Sep</div> <div>2 <input type="checkbox"/> Feb 6 <input type="checkbox"/> Jun 10 <input type="checkbox"/> Oct</div> <div>3 <input type="checkbox"/> Mar 7 <input type="checkbox"/> Jul 11 <input type="checkbox"/> Nov</div> <div>4 <input type="checkbox"/> Apr 8 <input type="checkbox"/> Aug 12 <input type="checkbox"/> Dec</div> <div>13 <input type="checkbox"/> All Year</div> <div>14 <input type="checkbox"/> Worked only in 2009 ➔ Go to 22</div> | <div>1 <input type="checkbox"/> Jan 5 <input type="checkbox"/> May 9 <input type="checkbox"/> Sep</div> <div>2 <input type="checkbox"/> Feb 6 <input type="checkbox"/> Jun 10 <input type="checkbox"/> Oct</div> <div>3 <input type="checkbox"/> Mar 7 <input type="checkbox"/> Jul 11 <input type="checkbox"/> Nov</div> <div>4 <input type="checkbox"/> Apr 8 <input type="checkbox"/> Aug 12 <input type="checkbox"/> Dec</div> <div>13 <input type="checkbox"/> All Year</div> <div>14 <input type="checkbox"/> Worked only in 2009 ➔ Go to 22</div> | <div>1 <input type="checkbox"/> Jan 5 <input type="checkbox"/> May 9 <input type="checkbox"/> Sep</div> <div>2 <input type="checkbox"/> Feb 6 <input type="checkbox"/> Jun 10 <input type="checkbox"/> Oct</div> <div>3 <input type="checkbox"/> Mar 7 <input type="checkbox"/> Jul 11 <input type="checkbox"/> Nov</div> <div>4 <input type="checkbox"/> Apr 8 <input type="checkbox"/> Aug 12 <input type="checkbox"/> Dec</div> <div>13 <input type="checkbox"/> All Year</div> <div>14 <input type="checkbox"/> Worked only in 2009 ➔ Go to 22</div> | <div>1 <input type="checkbox"/> Jan 5 <input type="checkbox"/> May 9 <input type="checkbox"/> Sep</div> <div>2 <input type="checkbox"/> Feb 6 <input type="checkbox"/> Jun 10 <input type="checkbox"/> Oct</div> <div>3 <input type="checkbox"/> Mar 7 <input type="checkbox"/> Jul 11 <input type="checkbox"/> Nov</div> <div>4 <input type="checkbox"/> Apr 8 <input type="checkbox"/> Aug 12 <input type="checkbox"/> Dec</div> <div>13 <input type="checkbox"/> All Year</div> <div>14 <input type="checkbox"/> Worked only in 2009 ➔ Go to 22</div> |
| <div>1 <input type="checkbox"/> Less than 4 weeks</div> <div>2 <input type="checkbox"/> 4 to 12 weeks</div> <div>3 <input type="checkbox"/> 13 to 26 weeks</div> <div>4 <input type="checkbox"/> More than 26 weeks</div> | <div>1 <input type="checkbox"/> Less than 4 weeks</div> <div>2 <input type="checkbox"/> 4 to 12 weeks</div> <div>3 <input type="checkbox"/> 13 to 26 weeks</div> <div>4 <input type="checkbox"/> More than 26 weeks</div> | <div>1 <input type="checkbox"/> Less than 4 weeks</div> <div>2 <input type="checkbox"/> 4 to 12 weeks</div> <div>3 <input type="checkbox"/> 13 to 26 weeks</div> <div>4 <input type="checkbox"/> More than 26 weeks</div> | <div>1 <input type="checkbox"/> Less than 4 weeks</div> <div>2 <input type="checkbox"/> 4 to 12 weeks</div> <div>3 <input type="checkbox"/> 13 to 26 weeks</div> <div>4 <input type="checkbox"/> More than 26 weeks</div> |
| <div>_____ Number of jobs</div> | <div>_____ Number of jobs</div> | <div>_____ Number of jobs</div> | <div>_____ Number of jobs</div> |
| <div>1 <input type="checkbox"/> Canvass or fundraise</div> <div>2 <input type="checkbox"/> Sit as a board or committee member</div> <div>3 <input type="checkbox"/> Teach, mentor or educate</div> <div>4 <input type="checkbox"/> Do office work or bookkeeping</div> <div>5 <input type="checkbox"/> Coach or referee</div> <div>6 <input type="checkbox"/> Provide counsel or advice</div> <div>7 <input type="checkbox"/> Collect, serve or deliver food and other goods</div> <div>8 <input type="checkbox"/> Maintain, repair or build facilities or grounds</div> <div>9 <input type="checkbox"/> Provide help through fire fighting or search and rescue</div> <div>10 <input type="checkbox"/> Other (Specify)</div> <div>_____</div> <div>11 <input type="checkbox"/> None ➔ Go to 23</div> | <div>1 <input type="checkbox"/> Canvass or fundraise</div> <div>2 <input type="checkbox"/> Sit as a board or committee member</div> <div>3 <input type="checkbox"/> Teach, mentor or educate</div> <div>4 <input type="checkbox"/> Do office work or bookkeeping</div> <div>5 <input type="checkbox"/> Coach or referee</div> <div>6 <input type="checkbox"/> Provide counsel or advice</div> <div>7 <input type="checkbox"/> Collect, serve or deliver food and other goods</div> <div>8 <input type="checkbox"/> Maintain, repair or build facilities or grounds</div> <div>9 <input type="checkbox"/> Provide help through fire fighting or search and rescue</div> <div>10 <input type="checkbox"/> Other (Specify)</div> <div>_____</div> <div>11 <input type="checkbox"/> None ➔ Go to 23</div> | <div>1 <input type="checkbox"/> Canvass or fundraise</div> <div>2 <input type="checkbox"/> Sit as a board or committee member</div> <div>3 <input type="checkbox"/> Teach, mentor or educate</div> <div>4 <input type="checkbox"/> Do office work or bookkeeping</div> <div>5 <input type="checkbox"/> Coach or referee</div> <div>6 <input type="checkbox"/> Provide counsel or advice</div> <div>7 <input type="checkbox"/> Collect, serve or deliver food and other goods</div> <div>8 <input type="checkbox"/> Maintain, repair or build facilities or grounds</div> <div>9 <input type="checkbox"/> Provide help through fire fighting or search and rescue</div> <div>10 <input type="checkbox"/> Other (Specify)</div> <div>_____</div> <div>11 <input type="checkbox"/> None ➔ Go to 23</div> | <div>1 <input type="checkbox"/> Canvass or fundraise</div> <div>2 <input type="checkbox"/> Sit as a board or committee member</div> <div>3 <input type="checkbox"/> Teach, mentor or educate</div> <div>4 <input type="checkbox"/> Do office work or bookkeeping</div> <div>5 <input type="checkbox"/> Coach or referee</div> <div>6 <input type="checkbox"/> Provide counsel or advice</div> <div>7 <input type="checkbox"/> Collect, serve or deliver food and other goods</div> <div>8 <input type="checkbox"/> Maintain, repair or build facilities or grounds</div> <div>9 <input type="checkbox"/> Provide help through fire fighting or search and rescue</div> <div>10 <input type="checkbox"/> Other (Specify)</div> <div>_____</div> <div>11 <input type="checkbox"/> None ➔ Go to 23</div> |

| | | |
|--|--|--|
| B. Household Residents | Person 1 | Person 2 |
| List the names of all persons who normally live in this dwelling starting with the oldest. <i>(List from oldest to youngest.)</i> | <div>_____</div> <div>First Name</div> <div>_____</div> <div>Last Name</div> | <div>_____</div> <div>First Name</div> <div>_____</div> <div>Last Name</div> |
| If proxy, check box | <div><input type="checkbox"/></div> <div>Proxy</div> | <div><input type="checkbox"/></div> <div>Proxy</div> |

| | | |
|--|---|---|
| a) How many hours per month did ... normally spend doing volunteer work? | _____ Hours per month | _____ Hours per month |
| 23. During 2008, did ... spend time on the land trapping? a) Which of the following statements best describes ...'s involvement in trapping during the trapping season? <i>(Mark ONE only)</i> | 1 <input type="checkbox"/> Yes 2 <input type="checkbox"/> No ➔ Go to 24 1 <input type="checkbox"/> Frequently traps throughout the trapping season 2 <input type="checkbox"/> Occasionally traps, but MORE than day-trips or the occasional weekend 3 <input type="checkbox"/> Occasionally traps, but ONLY day-trips or the occasional weekend 4 <input type="checkbox"/> Rarely traps 5 <input type="checkbox"/> Other (Specify) _____ | 1 <input type="checkbox"/> Yes 2 <input type="checkbox"/> No ➔ Go to 24 1 <input type="checkbox"/> Frequently traps throughout the trapping season 2 <input type="checkbox"/> Occasionally traps, but MORE than day-trips or the occasional weekend 3 <input type="checkbox"/> Occasionally traps, but ONLY day-trips or the occasional weekend 4 <input type="checkbox"/> Rarely traps 5 <input type="checkbox"/> Other (Specify) _____ |
| 24. During 2008, was ... involved in making or producing any Northern arts or crafts? <i>Examples could include carving, visual or performing arts, paintings, beading, etc.</i> | 1 <input type="checkbox"/> Yes 2 <input type="checkbox"/> No ➔ Go to 25 | 1 <input type="checkbox"/> Yes 2 <input type="checkbox"/> No ➔ Go to 25 |
| a) Which of the following Northern arts and crafts did ... make in 2008? <i>(Mark ALL that apply)</i> | 1 <input type="checkbox"/> Carvings 2 <input type="checkbox"/> Drawings or paintings 3 <input type="checkbox"/> Sewing or needlecraft 4 <input type="checkbox"/> Weaving or basket making 5 <input type="checkbox"/> Jewelry 6 <input type="checkbox"/> Performing arts 7 <input type="checkbox"/> Writing or publishing books, plays or music 8 <input type="checkbox"/> Other (Specify) _____ | 1 <input type="checkbox"/> Carvings 2 <input type="checkbox"/> Drawings or paintings 3 <input type="checkbox"/> Sewing or needlecraft 4 <input type="checkbox"/> Weaving or basket making 5 <input type="checkbox"/> Jewelry 6 <input type="checkbox"/> Performing arts 7 <input type="checkbox"/> Writing or publishing books, plays or music 8 <input type="checkbox"/> Other (Specify) _____ |
| b) During 2008, did ... sell any arts or crafts? | 1 <input type="checkbox"/> Yes 2 <input type="checkbox"/> No ➔ Go to 25 | 1 <input type="checkbox"/> Yes 2 <input type="checkbox"/> No ➔ Go to 25 |
| c) Which of the following categories best describes ...'s total income from arts and crafts during 2008? | 1 <input type="checkbox"/> Less than \$250 2 <input type="checkbox"/> \$250-\$999 3 <input type="checkbox"/> \$1,000 or more | 1 <input type="checkbox"/> Less than \$250 2 <input type="checkbox"/> \$250-\$999 3 <input type="checkbox"/> \$1,000 or more |

| Person 3 | Person 4 | Person 5 | Person 6 |
|--|--|--|--|
| <div>_____</div> <div>First Name</div> <div>_____</div> <div>Last Name</div> | <div>_____</div> <div>First Name</div> <div>_____</div> <div>Last Name</div> | <div>_____</div> <div>First Name</div> <div>_____</div> <div>Last Name</div> | <div>_____</div> <div>First Name</div> <div>_____</div> <div>Last Name</div> |
| <div><input type="checkbox"/></div> <div>Proxy</div> | <div><input type="checkbox"/></div> <div>Proxy</div> | <div><input type="checkbox"/></div> <div>Proxy</div> | <div><input type="checkbox"/></div> <div>Proxy</div> |

| | | | |
|--|--|--|--|
| <div>_____ Hours per month</div> | <div>_____ Hours per month</div> | <div>_____ Hours per month</div> | <div>_____ Hours per month</div> |
| <div>1 <input type="checkbox"/> Yes</div> <div>2 <input type="checkbox"/> No ➔ Go to 24</div> <div>1 <input type="checkbox"/> Frequently traps throughout the trapping season</div> <div>2 <input type="checkbox"/> Occasionally traps, but MORE than day-trips or the occasional weekend</div> <div>3 <input type="checkbox"/> Occasionally traps, but ONLY day-trips or the occasional weekend</div> <div>4 <input type="checkbox"/> Rarely traps</div> <div>5 <input type="checkbox"/> Other (Specify)</div> <div>_____</div> | <div>1 <input type="checkbox"/> Yes</div> <div>2 <input type="checkbox"/> No ➔ Go to 24</div> <div>1 <input type="checkbox"/> Frequently traps throughout the trapping season</div> <div>2 <input type="checkbox"/> Occasionally traps, but MORE than day-trips or the occasional weekend</div> <div>3 <input type="checkbox"/> Occasionally traps, but ONLY day-trips or the occasional weekend</div> <div>4 <input type="checkbox"/> Rarely traps</div> <div>5 <input type="checkbox"/> Other (Specify)</div> <div>_____</div> | <div>1 <input type="checkbox"/> Yes</div> <div>2 <input type="checkbox"/> No ➔ Go to 24</div> <div>1 <input type="checkbox"/> Frequently traps throughout the trapping season</div> <div>2 <input type="checkbox"/> Occasionally traps, but MORE than day-trips or the occasional weekend</div> <div>3 <input type="checkbox"/> Occasionally traps, but ONLY day-trips or the occasional weekend</div> <div>4 <input type="checkbox"/> Rarely traps</div> <div>5 <input type="checkbox"/> Other (Specify)</div> <div>_____</div> | <div>1 <input type="checkbox"/> Yes</div> <div>2 <input type="checkbox"/> No ➔ Go to 24</div> <div>1 <input type="checkbox"/> Frequently traps throughout the trapping season</div> <div>2 <input type="checkbox"/> Occasionally traps, but MORE than day-trips or the occasional weekend</div> <div>3 <input type="checkbox"/> Occasionally traps, but ONLY day-trips or the occasional weekend</div> <div>4 <input type="checkbox"/> Rarely traps</div> <div>5 <input type="checkbox"/> Other (Specify)</div> <div>_____</div> |
| <div>1 <input type="checkbox"/> Yes</div> <div>2 <input type="checkbox"/> No ➔ Go to 25</div> | <div>1 <input type="checkbox"/> Yes</div> <div>2 <input type="checkbox"/> No ➔ Go to 25</div> | <div>1 <input type="checkbox"/> Yes</div> <div>2 <input type="checkbox"/> No ➔ Go to 25</div> | <div>1 <input type="checkbox"/> Yes</div> <div>2 <input type="checkbox"/> No ➔ Go to 25</div> |
| <div>1 <input type="checkbox"/> Carvings</div> <div>2 <input type="checkbox"/> Drawings or paintings</div> <div>3 <input type="checkbox"/> Sewing or needlecraft</div> <div>4 <input type="checkbox"/> Weaving or basket making</div> <div>5 <input type="checkbox"/> Jewelry</div> <div>6 <input type="checkbox"/> Performing arts</div> <div>7 <input type="checkbox"/> Writing or publishing books, plays or music</div> <div>8 <input type="checkbox"/> Other (Specify)</div> <div>_____</div> | <div>1 <input type="checkbox"/> Carvings</div> <div>2 <input type="checkbox"/> Drawings or paintings</div> <div>3 <input type="checkbox"/> Sewing or needlecraft</div> <div>4 <input type="checkbox"/> Weaving or basket making</div> <div>5 <input type="checkbox"/> Jewelry</div> <div>6 <input type="checkbox"/> Performing arts</div> <div>7 <input type="checkbox"/> Writing or publishing books, plays or music</div> <div>8 <input type="checkbox"/> Other (Specify)</div> <div>_____</div> | <div>1 <input type="checkbox"/> Carvings</div> <div>2 <input type="checkbox"/> Drawings or paintings</div> <div>3 <input type="checkbox"/> Sewing or needlecraft</div> <div>4 <input type="checkbox"/> Weaving or basket making</div> <div>5 <input type="checkbox"/> Jewelry</div> <div>6 <input type="checkbox"/> Performing arts</div> <div>7 <input type="checkbox"/> Writing or publishing books, plays or music</div> <div>8 <input type="checkbox"/> Other (Specify)</div> <div>_____</div> | <div>1 <input type="checkbox"/> Carvings</div> <div>2 <input type="checkbox"/> Drawings or paintings</div> <div>3 <input type="checkbox"/> Sewing or needlecraft</div> <div>4 <input type="checkbox"/> Weaving or basket making</div> <div>5 <input type="checkbox"/> Jewelry</div> <div>6 <input type="checkbox"/> Performing arts</div> <div>7 <input type="checkbox"/> Writing or publishing books, plays or music</div> <div>8 <input type="checkbox"/> Other (Specify)</div> <div>_____</div> |
| <div>1 <input type="checkbox"/> Yes</div> <div>2 <input type="checkbox"/> No ➔ Go to 25</div> | <div>1 <input type="checkbox"/> Yes</div> <div>2 <input type="checkbox"/> No ➔ Go to 25</div> | <div>1 <input type="checkbox"/> Yes</div> <div>2 <input type="checkbox"/> No ➔ Go to 25</div> | <div>1 <input type="checkbox"/> Yes</div> <div>2 <input type="checkbox"/> No ➔ Go to 25</div> |
| <div>1 <input type="checkbox"/> Less than \$250</div> <div>2 <input type="checkbox"/> \$250-\$999</div> <div>3 <input type="checkbox"/> \$1,000 or more</div> | <div>1 <input type="checkbox"/> Less than \$250</div> <div>2 <input type="checkbox"/> \$250-\$999</div> <div>3 <input type="checkbox"/> \$1,000 or more</div> | <div>1 <input type="checkbox"/> Less than \$250</div> <div>2 <input type="checkbox"/> \$250-\$999</div> <div>3 <input type="checkbox"/> \$1,000 or more</div> | <div>1 <input type="checkbox"/> Less than \$250</div> <div>2 <input type="checkbox"/> \$250-\$999</div> <div>3 <input type="checkbox"/> \$1,000 or more</div> |

| Person 3 | Person 4 | Person 5 | Person 6 |
|--|--|--|--|
| <div>_____</div> <div>First Name</div> | <div>_____</div> <div>First Name</div> | <div>_____</div> <div>First Name</div> | <div>_____</div> <div>First Name</div> |
| <div>_____</div> <div>Last Name</div> | <div>_____</div> <div>Last Name</div> | <div>_____</div> <div>Last Name</div> | <div>_____</div> <div>Last Name</div> |
| <div><input type="checkbox"/></div> <div>Proxy</div> | <div><input type="checkbox"/></div> <div>Proxy</div> | <div><input type="checkbox"/></div> <div>Proxy</div> | <div><input type="checkbox"/></div> <div>Proxy</div> |

| | | | |
|---|---|---|---|
| <div>1 <input type="checkbox"/> Yes</div> <div>2 <input type="checkbox"/> No ➔ Go to 26</div> <div>1 <input type="checkbox"/> Frequently hunts or fishes throughout the year</div> <div>2 <input type="checkbox"/> Occasionally hunts or fishes, but MORE than day-trips or the occasional weekend</div> <div>3 <input type="checkbox"/> Occasionally hunts or fishes, but ONLY day-trips or the occasional weekend</div> <div>4 <input type="checkbox"/> Rarely hunts or fishes</div> <div>5 <input type="checkbox"/> Other (Specify)</div> <div>_____</div> | <div>1 <input type="checkbox"/> Yes</div> <div>2 <input type="checkbox"/> No ➔ Go to 26</div> <div>1 <input type="checkbox"/> Frequently hunts or fishes throughout the year</div> <div>2 <input type="checkbox"/> Occasionally hunts or fishes, but MORE than day-trips or the occasional weekend</div> <div>3 <input type="checkbox"/> Occasionally hunts or fishes, but ONLY day-trips or the occasional weekend</div> <div>4 <input type="checkbox"/> Rarely hunts or fishes</div> <div>5 <input type="checkbox"/> Other (Specify)</div> <div>_____</div> | <div>1 <input type="checkbox"/> Yes</div> <div>2 <input type="checkbox"/> No ➔ Go to 26</div> <div>1 <input type="checkbox"/> Frequently hunts or fishes throughout the year</div> <div>2 <input type="checkbox"/> Occasionally hunts or fishes, but MORE than day-trips or the occasional weekend</div> <div>3 <input type="checkbox"/> Occasionally hunts or fishes, but ONLY day-trips or the occasional weekend</div> <div>4 <input type="checkbox"/> Rarely hunts or fishes</div> <div>5 <input type="checkbox"/> Other (Specify)</div> <div>_____</div> | <div>1 <input type="checkbox"/> Yes</div> <div>2 <input type="checkbox"/> No ➔ Go to 26</div> <div>1 <input type="checkbox"/> Frequently hunts or fishes throughout the year</div> <div>2 <input type="checkbox"/> Occasionally hunts or fishes, but MORE than day-trips or the occasional weekend</div> <div>3 <input type="checkbox"/> Occasionally hunts or fishes, but ONLY day-trips or the occasional weekend</div> <div>4 <input type="checkbox"/> Rarely hunts or fishes</div> <div>5 <input type="checkbox"/> Other (Specify)</div> <div>_____</div> |
| <div>1 <input type="checkbox"/> Every day</div> <div>2 <input type="checkbox"/> Occasionally</div> <div>3 <input type="checkbox"/> Not at all</div> | <div>1 <input type="checkbox"/> Every day</div> <div>2 <input type="checkbox"/> Occasionally</div> <div>3 <input type="checkbox"/> Not at all</div> | <div>1 <input type="checkbox"/> Every day</div> <div>2 <input type="checkbox"/> Occasionally</div> <div>3 <input type="checkbox"/> Not at all</div> | <div>1 <input type="checkbox"/> Every day</div> <div>2 <input type="checkbox"/> Occasionally</div> <div>3 <input type="checkbox"/> Not at all</div> |
| <div>1 <input type="checkbox"/> Same as current community</div> <div>_____</div> <div>Community</div> <div>_____</div> <div>Province/Territory</div> <div>_____</div> <div>Country</div> <div>1 <input type="checkbox"/> Same as current community</div> <div>_____</div> <div>Community</div> <div>_____</div> <div>Province/Territory</div> <div>_____</div> <div>Country</div> | <div>1 <input type="checkbox"/> Same as current community</div> <div>_____</div> <div>Community</div> <div>_____</div> <div>Province/Territory</div> <div>_____</div> <div>Country</div> <div>1 <input type="checkbox"/> Same as current community</div> <div>_____</div> <div>Community</div> <div>_____</div> <div>Province/Territory</div> <div>_____</div> <div>Country</div> | <div>1 <input type="checkbox"/> Same as current community</div> <div>_____</div> <div>Community</div> <div>_____</div> <div>Province/Territory</div> <div>_____</div> <div>Country</div> <div>1 <input type="checkbox"/> Same as current community</div> <div>_____</div> <div>Community</div> <div>_____</div> <div>Province/Territory</div> <div>_____</div> <div>Country</div> | <div>1 <input type="checkbox"/> Same as current community</div> <div>_____</div> <div>Community</div> <div>_____</div> <div>Province/Territory</div> <div>_____</div> <div>Country</div> <div>1 <input type="checkbox"/> Same as current community</div> <div>_____</div> <div>Community</div> <div>_____</div> <div>Province/Territory</div> <div>_____</div> <div>Country</div> |
| <div>1 <input type="checkbox"/> Since birth</div> <div>Number of years _____</div> <div>If less than one year, number of months _____</div> | <div>1 <input type="checkbox"/> Since birth</div> <div>Number of years _____</div> <div>If less than one year, number of months _____</div> | <div>1 <input type="checkbox"/> Since birth</div> <div>Number of years _____</div> <div>If less than one year, number of months _____</div> | <div>1 <input type="checkbox"/> Since birth</div> <div>Number of years _____</div> <div>If less than one year, number of months _____</div> |
| <div>\$ _____</div> <div>Gross annual income</div> <div>99 <input type="checkbox"/> No income</div> | <div>\$ _____</div> <div>Gross annual income</div> <div>99 <input type="checkbox"/> No income</div> | <div>\$ _____</div> <div>Gross annual income</div> <div>99 <input type="checkbox"/> No income</div> | <div>\$ _____</div> <div>Gross annual income</div> <div>99 <input type="checkbox"/> No income</div> |

C. Household Harvesting Consumption Questions

I would now like to ask you some questions about your household.

DK

R

1. During 2008, did this household eat meat or fish obtained through hunting or fishing?

1

☐

Yes

2

☐

No

➔ Go to Section D

DK

R

2. During 2008, how much of the total amount of meat or fish eaten in this household was obtained through hunting or fishing?

1

☐

All

(more than 90%)

2

☐

Most

(about 75%)

3

☐

Half

(about 50%)

4

☐

Some

(about 25%)

5

☐

Very little

(less than 10%)

D. Shelter Costs

1. How much of the fuel used to heat your home is ... Would you say all, most, half, some, very little or none?

| | All (about 100%) | Most (about 75%) | Half (about 50%) | Some (about 25%) | Very Little (less than 10%) | None |
|---|---------------------------------------|---------------------------------------|---------------------------------------|---------------------------------------|---------------------------------------|---------------------------------------|
| <div><div><div>DK</div><div>R</div></div>a) Oil, including Diesel</div> | <div>1 <input type="checkbox"/></div> | <div>2 <input type="checkbox"/></div> | <div>3 <input type="checkbox"/></div> | <div>4 <input type="checkbox"/></div> | <div>5 <input type="checkbox"/></div> | <div>6 <input type="checkbox"/></div> |
| <div><div><div>DK</div><div>R</div></div>b) Propane</div> | <div>1 <input type="checkbox"/></div> | <div>2 <input type="checkbox"/></div> | <div>3 <input type="checkbox"/></div> | <div>4 <input type="checkbox"/></div> | <div>5 <input type="checkbox"/></div> | <div>6 <input type="checkbox"/></div> |
| <div><div><div>DK</div><div>R</div></div>c) Natural Gas</div> | <div>1 <input type="checkbox"/></div> | <div>2 <input type="checkbox"/></div> | <div>3 <input type="checkbox"/></div> | <div>4 <input type="checkbox"/></div> | <div>5 <input type="checkbox"/></div> | <div>6 <input type="checkbox"/></div> |
| <div><div><div>DK</div><div>R</div></div>d) Wood pellets</div> | <div>1 <input type="checkbox"/></div> | <div>2 <input type="checkbox"/></div> | <div>3 <input type="checkbox"/></div> | <div>4 <input type="checkbox"/></div> | <div>5 <input type="checkbox"/></div> | <div>6 <input type="checkbox"/></div> |
| <div><div><div>DK</div><div>R</div></div>e) Wood</div> | <div>1 <input type="checkbox"/></div> | <div>2 <input type="checkbox"/></div> | <div>3 <input type="checkbox"/></div> | <div>4 <input type="checkbox"/></div> | <div>5 <input type="checkbox"/></div> | <div>6 <input type="checkbox"/></div> |
| <div><div><div>DK</div><div>R</div></div>ei) How do you get your wood? Do you gather your own wood, buy it, or both?</div> <div><div>1 <input type="checkbox"/></div> Gather</div> <div><div>2 <input type="checkbox"/></div> Buy</div> <div><div>3 <input type="checkbox"/></div> Both</div> | | | | | | |

| DK R f) Other _____ | 1 ☐ | 2 ☐ | 3 ☐ | 4 ☐ | 5 ☐ | 6 ☐ |

➔ If only one fuel source is identified, go to Question 3

DK

R

2. Which would you consider to be your main source of home heating? (Mark ONE only)

1 ☐

 Oil

2 ☐

 Propane

3 ☐

 Natural Gas

4 ☐

 Wood

5 ☐

 Wood pellets

6 ☐

 Other (Specify) _____

3. For this dwelling, ON AVERAGE, what are the monthly payments for ...

| | Amount | None | Incl. in rent or other payments |
|--|------------------------|---------------------------------------|---------------------------------------|
| <div><div><div>DK</div><div>R</div></div>a) electricity?</div> | <div>[\$ _____]</div> | <div>1 <input type="checkbox"/></div> | <div>2 <input type="checkbox"/></div> |
| <div><div><div>DK</div><div>R</div></div>b) water and other municipal services? e.g. sewer & garbage. Do not include property taxes.</div> | <div>[\$ _____]</div> | <div>1 <input type="checkbox"/></div> | <div>2 <input type="checkbox"/></div> |
| <div><div><div>DK</div><div>R</div></div>c) oil, gas, wood, propane, or other heating fuels?</div> | <div>[\$ _____]</div> | <div>1 <input type="checkbox"/></div> | <div>2 <input type="checkbox"/></div> |
| <div><div><div>➔</div></div><div><div>[\$ _____]</div> Annual Amount for Heating Fuel if Monthly Amount is Unknown</div></div> | | | |

4. What is the annual amount paid for insurance premiums for this dwelling?

[\$ _____] per year

1 ☐

 None

5. Do you own or rent this dwelling?

1 ☐

 Own ➔ If Own, Go to Question 8

2 ☐

 Rent ➔ If Rent, Go to Question 6

- DK

R
6. Is this dwelling ...?
- 1

☐

a private market rental unit
- 2

☐

a public housing unit
- 3

☐

a staff house

- DK

R
7. What is the total monthly rent, excluding parking, paid for this dwelling?
- [\$

]

per month

1

☐

None

➔ Renters Go to Question 11

- DK

R
8. What is the total regular mortgage payments for this dwelling?
- [\$

]

1

☐

No Mortgage

➔ If No Mortgage, Go to Question 9

- DK

R
- a) Is that ...
- 1

☐

weekly
- 2

☐

bi-weekly
- 3

☐

monthly

- DK

R
- b) Does that include property taxes?
- 1

☐

Yes
- 2

☐

No

- DK

R
9. What is the estimated yearly property taxes, municipal and school, for this dwelling?
- [\$

]

per year

1

☐

None

- DK

R
10. Are there any annual lease costs for the land related to this property?
- 1

☐

Yes
- 2

☐

No

➔ Go to Question 11

- DK

R
- a) What are the annual lease costs?
- [\$

]

per year

- DK

R
11. Now I need to ask about your estimated total household annual income from all sources before deductions. Be sure to include everyone 15 years of age and older who normally reside in this household. Is your household income ...
- 1

☐

Less than \$15,000

2

☐

\$15,000 to \$29,999

3

☐

\$30,000 to \$44,999
- 4

☐

\$45,000 to \$59,999

5

☐

\$60,000 to \$74,999

6

☐

\$75,000 to \$89,999
- 7

☐

\$90,000 to \$124,999

8

☐

\$125,000 or More

E. Follow-Up Information (Ask only if Face-to-Face interview)

1. Does this household have a telephone?
- 1

☐

Yes
- 2

☐

No

➔ End Interview and Thank Respondent for their Time
2. In case we need to contact you to clarify some questions, could you please provide us with your telephone number?
- Telephone Number: (867) _____ — _____

**** End Interview and Thank Respondent for their Time ****

| RECORD OF CALLS (For Phone Only Record 1 Entry per Day) | | | | | |
|---|------|------|---------|----------|---------------------------|
| Number | Date | Time | | Comments | Appointment Date and Time |
| | | Day | Evening | | |
| 1 | | | | | |
| 2 | | | | | |
| 3 | | | | | |
| 4 | | | | | |
| 5 | | | | | |
| 6 | | | | | |
| 7 | | | | | |
| 8 | | | | | |
| 9 | | | | | |
| 10 | | | | | |
| 11 | | | | | |
| 12 | | | | | |
| 13 | | | | | |
| 14 | | | | | |
| 15 | | | | | |
| 16 | | | | | |
| 17 | | | | | |
| 18 | | | | | |
| 19 | | | | | |
| 20 | | | | | |

| RECORD OF INTERVIEWS | | | | | FINAL STATUS | |
|----------------------|------|------------|----------|--|--------------|--|
| Interview Number | Date | Start Time | End Time | | 31 | <input type="checkbox"/> Complete |
| | | HH : MM | HH : MM | | | |
| 1 | | | | | | |
| 2 | | | | | 33 | <input type="checkbox"/> Refusal |
| 3 | | | | | 34 | <input type="checkbox"/> Respondent Unavailable for Duration of Survey |
| 4 | | | | | 35 | <input type="checkbox"/> Detah or Hay River Reserve Household: For phone survey only |
| 5 | | | | | | |

| COMMENTS | |
|----------|--|
| | |
| | |
| | |
| | |