

Déline

2019 Community Survey

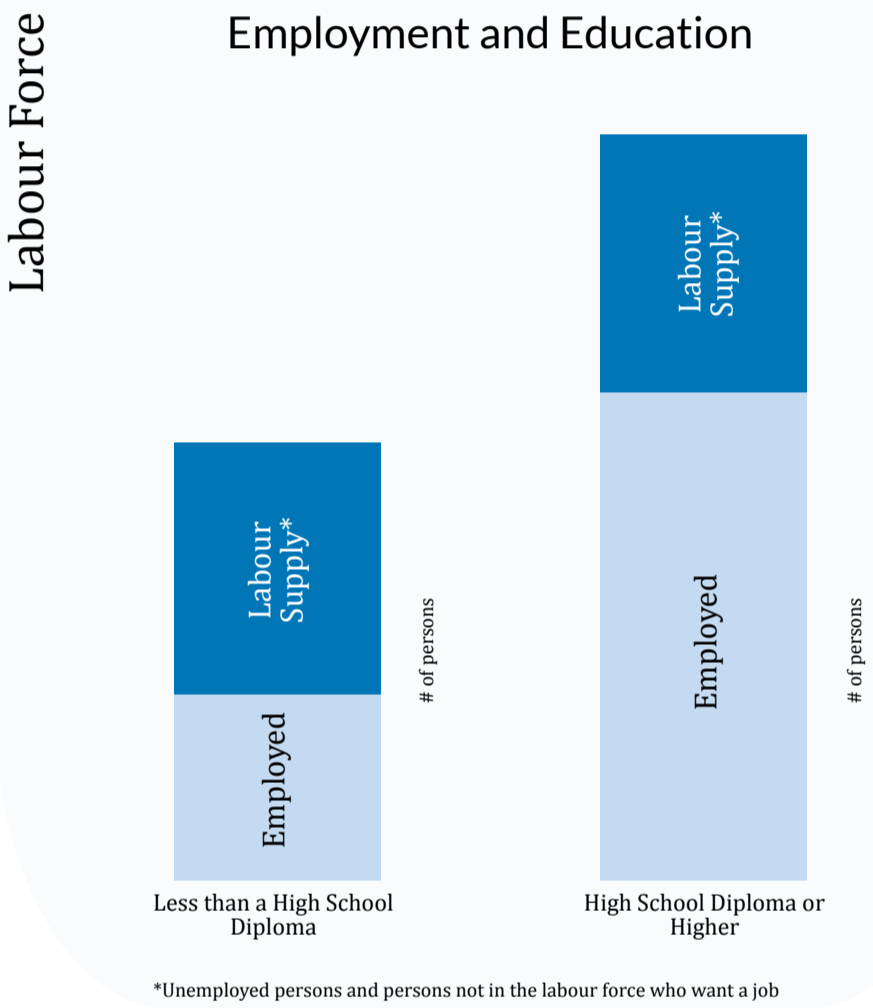
45%

Employment Rate  from 2009

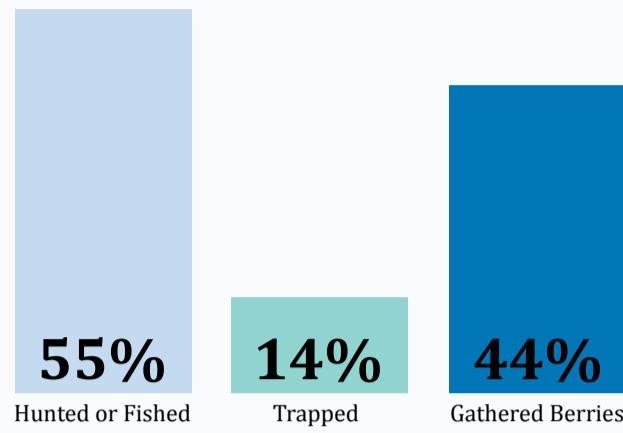
Top 3 Occupations


Paraprofessional occupations
Heavy equipment operators
Cleaners

Employment and Education



Traditional Activities



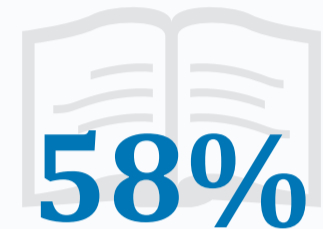

households who consumed 75% of their meat and fish through harvest

36%

*Proportions are based on the Indigenous population

can speak an Indigenous language

62%



want to learn or improve their Indigenous language skills

58%

Top Language: **North Slavey**

*Proportions are based on the Indigenous population

Indigenous Languages

Financial Security



29%

of households had difficulty making ends meet*

48%

of households were worried about having money for food

Sometimes Worried

Often Worried

*Being able to afford food, clothing, transportation, housing, etc.

Housing



67% Rented **33%** Owned

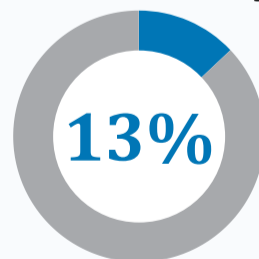
13%

have occupants who can't get their own dwelling

52%

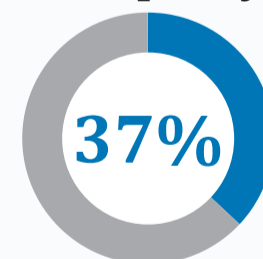
of Dwellings have housing problems

Suitability



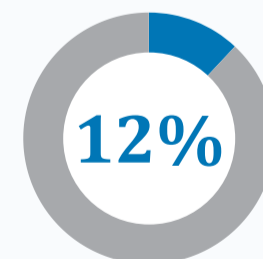
of dwellings do not have enough bedrooms

Adequacy



of dwellings require major repairs

Affordability



of dwellings cost more than 30% of household income

Levels of community **Satisfaction** with:

Employment Opportunities

25%

Cost of Living

30%

Sense of Belonging

84%

Overall, **82%** of households were satisfied with their home community

