


Dettah

2019 Community Survey

45%

Employment Rate




from 2009

Top 3 Occupations


Paraprofessional occupations
Heavy equipment operators
Policy & program researchers

Employment and Education

Labour Force



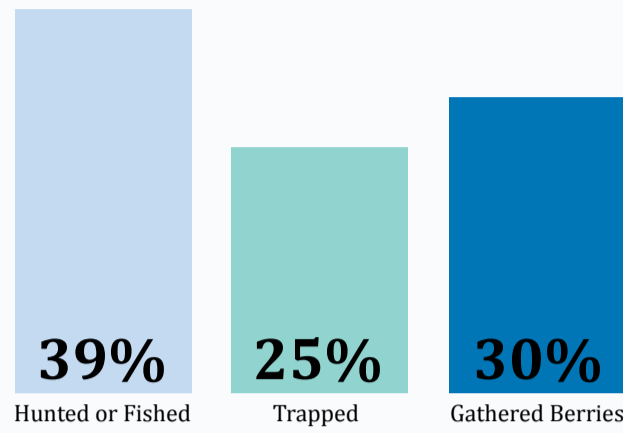
Less than a High School Diploma



High School Diploma or Higher

*Unemployed persons and persons not in the labour force who want a job

Traditional Activities



households who consumed 75% of their meat and fish through harvest

47%

*Proportions are based on the Indigenous population

can speak an Indigenous language

38%



61%

want to learn or improve their Indigenous language skills

Top Language:

Tłıchǫ

*Proportions are based on the Indigenous population

Indigenous Languages

Financial Security



24%

of households had difficulty making ends meet*

42%

of households were worried about having money for food

Sometimes Worried

Often Worried

*Being able to afford food, clothing, transportation, housing, etc.

Housing



58%

Rented

42%

Owned

10%

have occupants who can't get their own dwelling

68%

of Dwellings have housing problems

Suitability

Adequacy

Affordability

14%

of dwellings do not have enough bedrooms

58%

of dwellings require major repairs

19%

of dwellings cost more than 30% of household income

Levels of community **Satisfaction** with:

Employment Opportunities

66%

Cost of Living

66%

Sense of Belonging

86%

Overall, **85%** of households were satisfied with their home community

