


Gamètì

2019 Community Survey

44%

Employment Rate



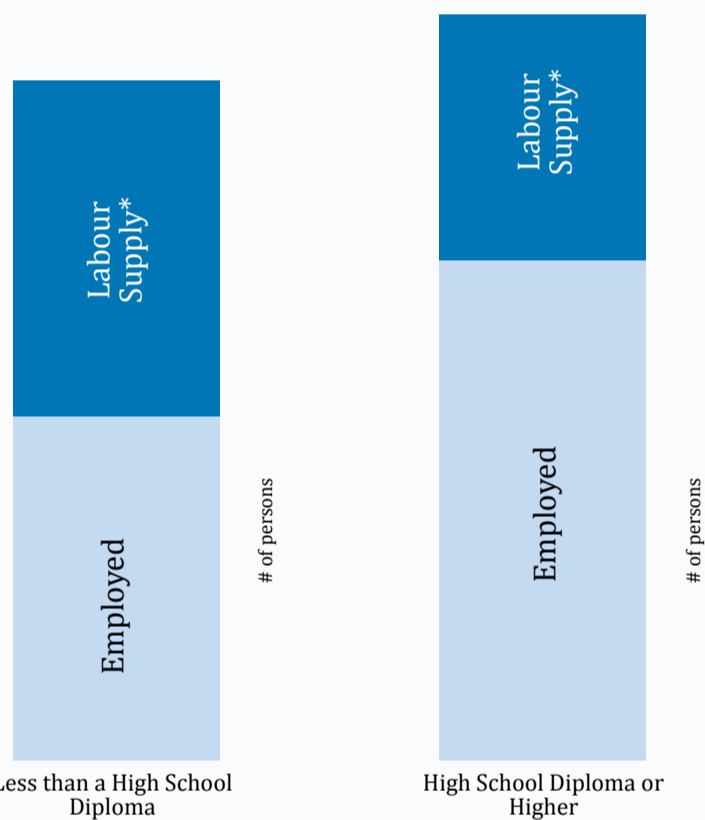
from 2009

Top 3 Occupations

Heavy equipment operators
Home care providers
Motor vehicle drivers

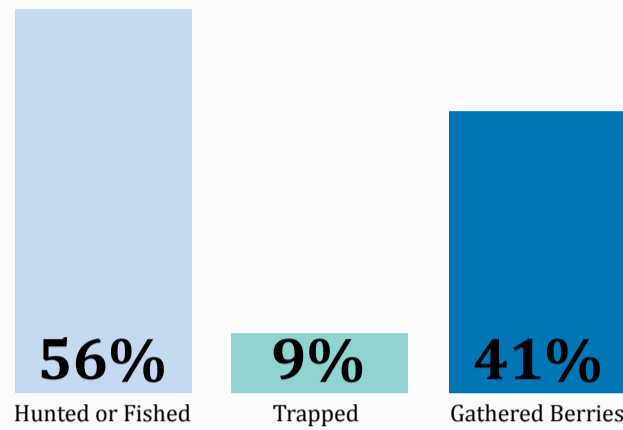
Employment and Education

Labour Force



*Unemployed persons and persons not in the labour force who want a job

Traditional Activities



households who consumed 75% of their meat and fish through harvest

57%

*Proportions are based on the Indigenous population

can speak an Indigenous language

72%



52%

want to learn or improve their Indigenous language skills

Top Language:

Tłıchǫ

*Proportions are based on the Indigenous population

Indigenous Languages

Financial Security



46%

of households had difficulty making ends meet*

46%

of households were worried about having money for food

Sometimes Worried

Often Worried

*Being able to afford food, clothing, transportation, housing, etc.

Housing



30% Rented **70%** Owned

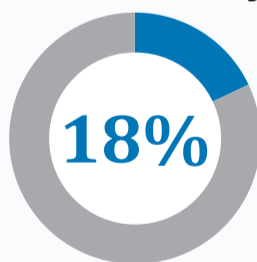
16%

have occupants who can't get their own dwelling

66%

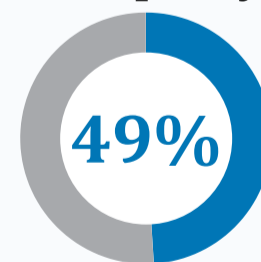
of Dwellings have housing problems

Suitability



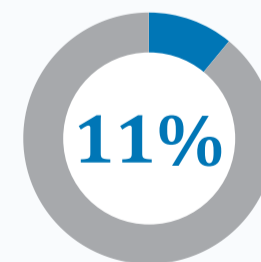
of dwellings do not have enough bedrooms

Adequacy



of dwellings require major repairs

Affordability



of dwellings cost more than 30% of household income

Levels of community **Satisfaction** with:

Employment Opportunities

15%

Cost of Living

21%

Sense of Belonging

70%

Overall, **72%** of households were satisfied with their home community

