

Hay River Dene Reserve

2019 Community Survey

33%

Employment Rate



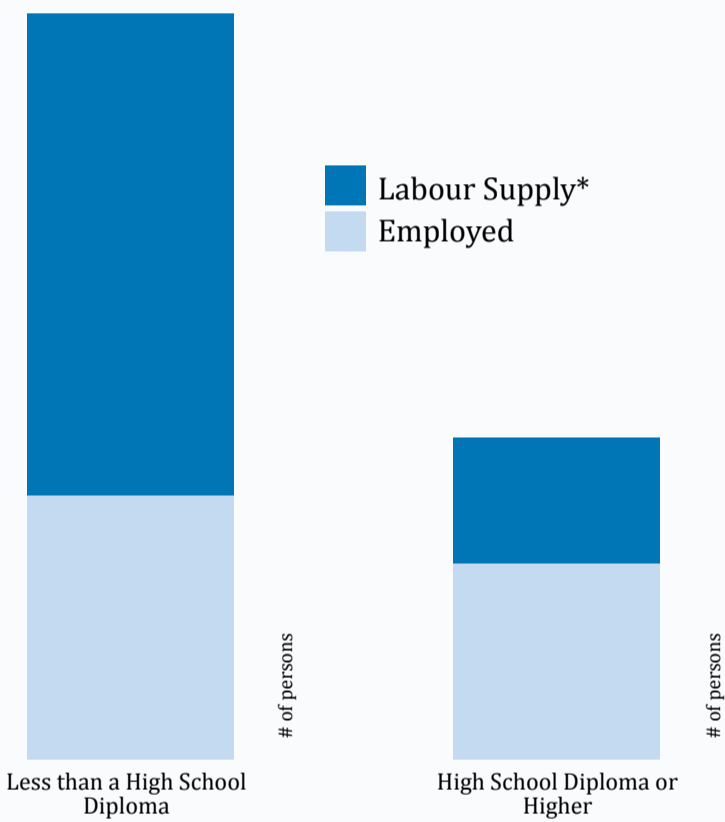
from 2009

Top 3 Occupations

- Paraprofessional occupations
- General office workers
- Carpenters

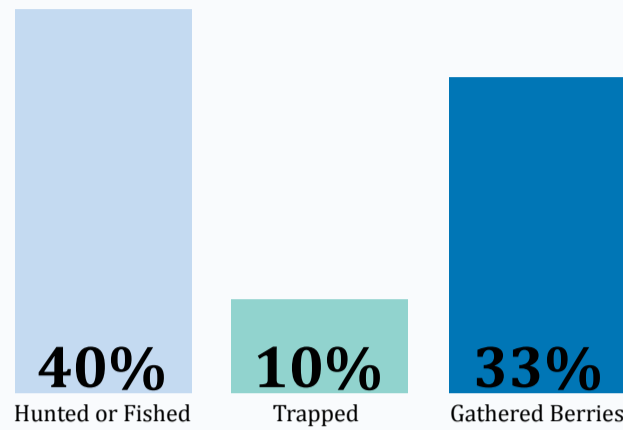
Labour Force

Employment and Education



*Unemployed persons and persons not in the labour force who want a job

Traditional Activities




households who consumed 75% of their meat and fish through harvest

32%

*Proportions are based on the Indigenous population

can speak an Indigenous language

37%



42%

want to learn or improve their Indigenous language skills

Top Language: **South Slavey**

*Proportions are based on the Indigenous population

Indigenous Languages

Financial Security



49%

of households had difficulty making ends meet*

*Being able to afford food, clothing, transportation, housing, etc.

52%

of households were worried about having money for food

Sometimes Worried

Often Worried

Housing

79%

of Dwellings have housing problems

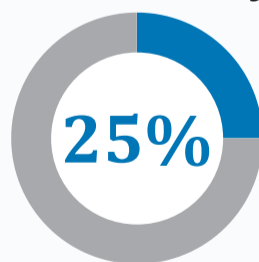


21% Rented **79%** Owned

29%

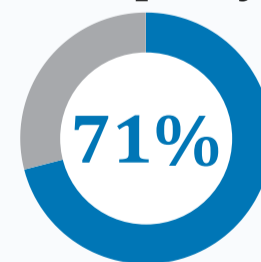
have occupants who can't get their own dwelling

Suitability



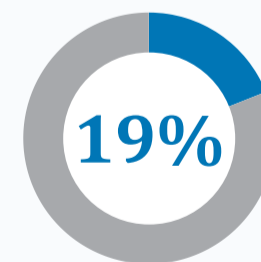
of dwellings do not have enough bedrooms

Adequacy



of dwellings require major repairs

Affordability



of dwellings cost more than 30% of household income

Levels of community **Satisfaction** with:

Employment Opportunities

33%

Cost of Living

44%

Sense of Belonging

56%

Overall, **51%** of households were satisfied with their home community

