


Łutselk'e

2019 Community Survey

39%

Employment Rate



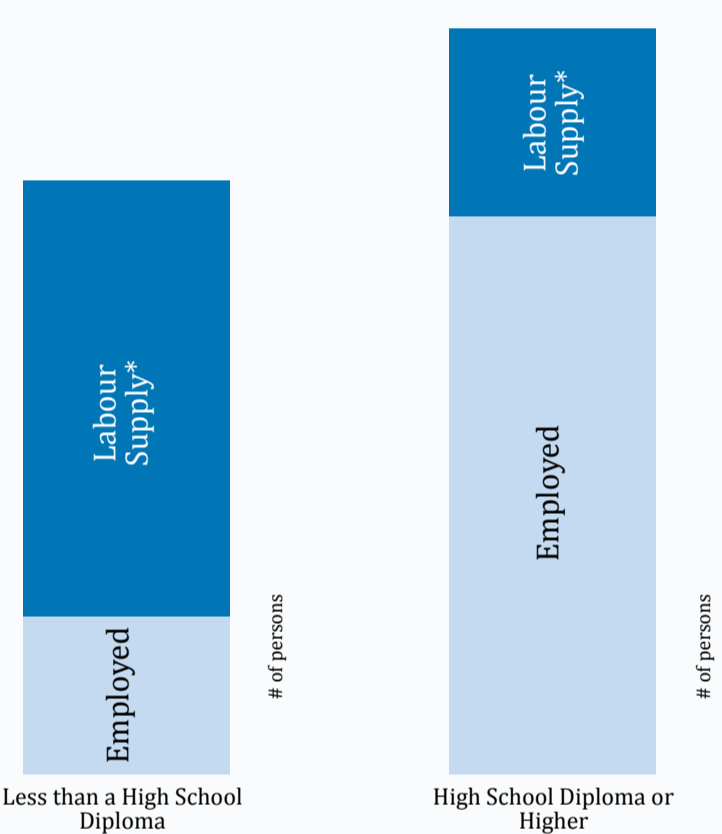
from 2009

Top 3 Occupations

- Policy and program researchers
- Vocational instructors
- School teachers

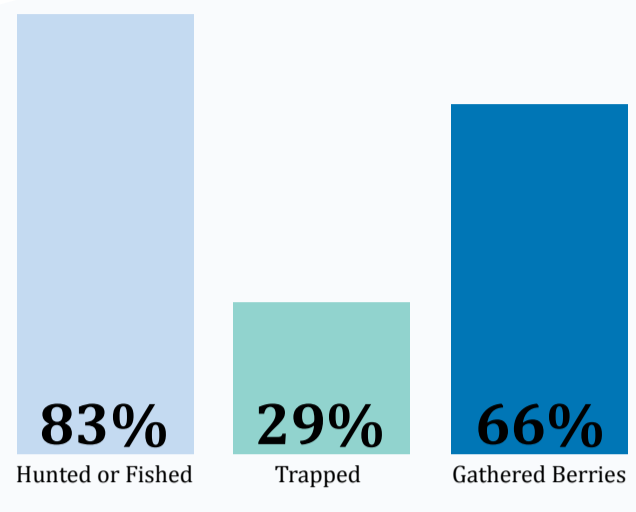
Employment and Education

Labour Force



*Unemployed persons and persons not in the labour force who want a job

Traditional Activities



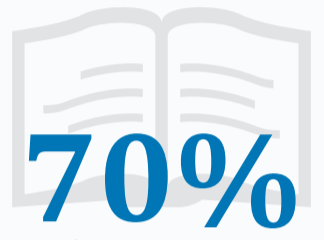
households who consumed 75% of their meat and fish through harvest

61%

*Proportions are based on the Indigenous population

can speak an Indigenous language

49%



70%

want to learn or improve their Indigenous language skills

Top Language: Chipewyan

*Proportions are based on the Indigenous population

Indigenous Languages

Financial Security



45%

of households had difficulty making ends meet*

34%

of households were worried about having money for food



Sometimes Worried



Often Worried

*Being able to afford food, clothing, transportation, housing, etc.

Housing



60%

 Rented

40%

 Owned

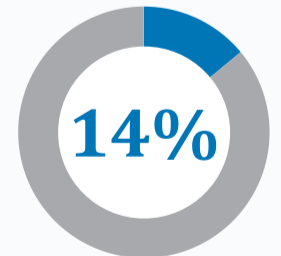
16%

have occupants who can't get their own dwelling

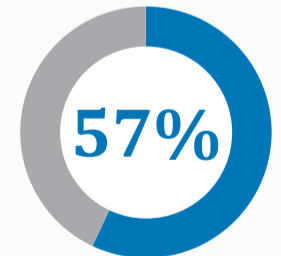
67%

of Dwellings have housing problems

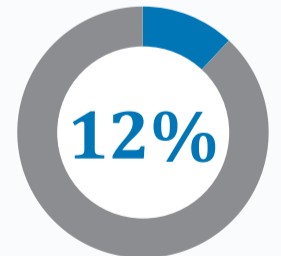
Suitability Adequacy Affordability



of dwellings do not have enough bedrooms



of dwellings require major repairs



of dwellings cost more than 30% of household income

Levels of community Satisfaction with:

Employment Opportunities

22%

Cost of Living

19%

Sense of Belonging

80%

Overall, **73%** of households were satisfied with their home community

