


Norman Wells

2019 Community Survey

82%

Employment Rate

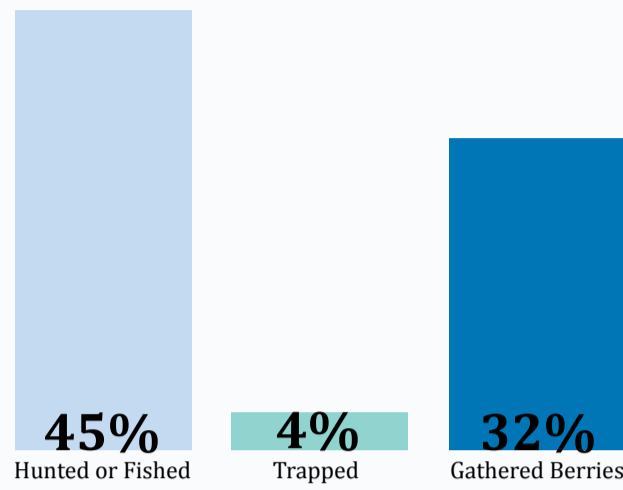


from 2009

Top 3 Occupations

- Administrative occupations
- Transportation officers
- Cleaners

Traditional Activities



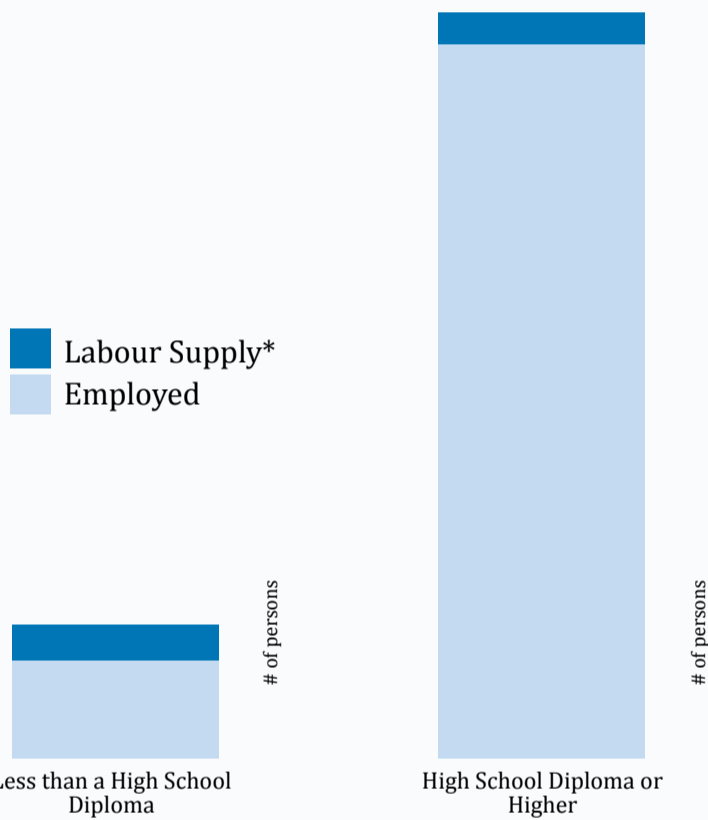
households who consumed 75% of their meat and fish through harvest

16%

*Proportions are based on the Indigenous population

Employment and Education

Labour Force



*Unemployed persons and persons not in the labour force who want a job

can speak an Indigenous language

19%



60%

want to learn or improve their Indigenous language skills

Top Language: **North Slavey**

*Proportions are based on the Indigenous population

Indigenous Languages

Financial Security



14%

of households had difficulty making ends meet*

17%

of households were worried about having money for food

Sometimes Worried

Often Worried

*Being able to afford food, clothing, transportation, housing, etc.

Housing



63% Rented **37%** Owned

9%

have occupants who can't get their own dwelling

34%

of Dwellings have housing problems

Suitability

5%

of dwellings do not have enough bedrooms

Adequacy

23%

of dwellings require major repairs

Affordability

14%

of dwellings cost more than 30% of household income

Levels of community **Satisfaction** with:

Employment Opportunities

71%

Cost of Living

21%

Sense of Belonging

88%

Overall, **84%** of households were satisfied with their home community

