


Sachs Harbour

2019 Community Survey

68%

Employment Rate

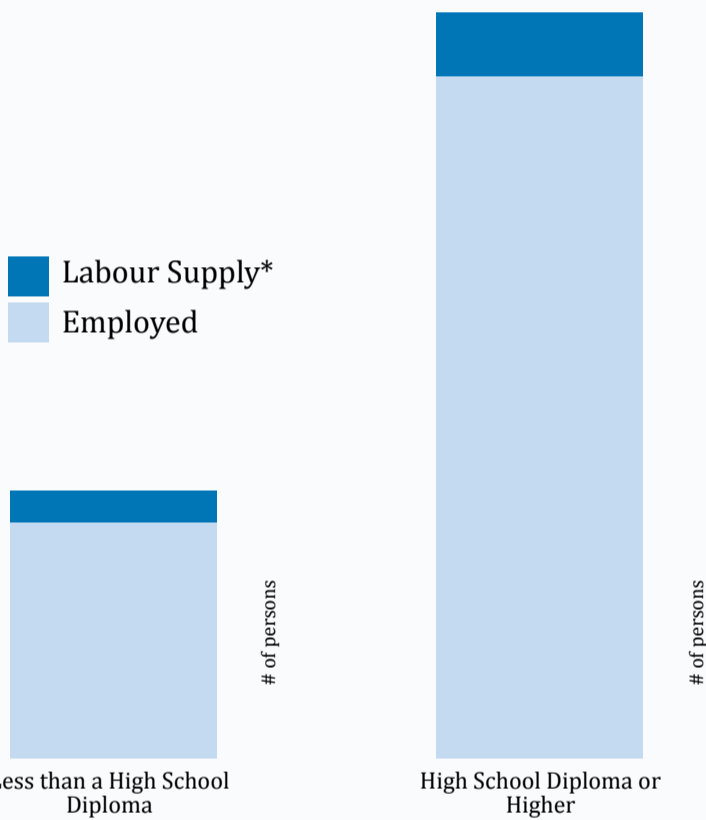


from 2009

Top 3 Occupations

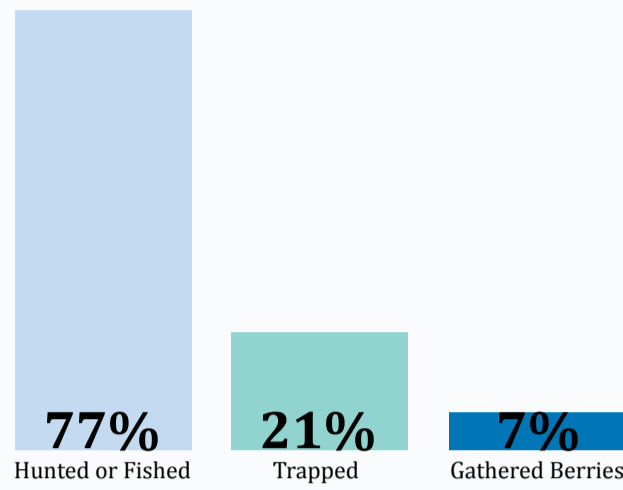
- Motor vehicle & transit drivers
- Trades helpers & labourers
- Cleaners

Labour Force Employment and Education



*Unemployed persons and persons not in the labour force who want a job

Traditional Activities



*Proportions are based on the Indigenous population

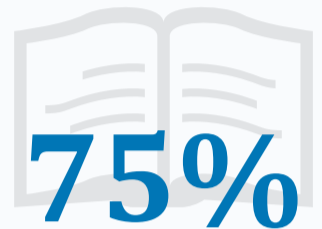


households who consumed 75% of their meat and fish through harvest

43%

can speak an Indigenous language

17%



75%

want to learn or improve their Indigenous language skills

Top Language: **Inuvialuktuk**

*Proportions are based on the Indigenous population

Indigenous Languages

Financial Security



27%

of households had difficulty making ends meet*

*Being able to afford food, clothing, transportation, housing, etc.

23%

of households were worried about having money for food

Sometimes Worried

Often Worried

Housing



78% Rented **22%** Owned

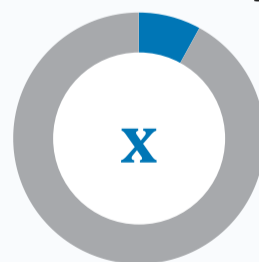
3%

have occupants who can't get their own dwelling

30%

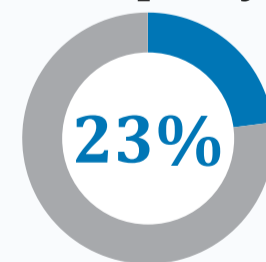
of Dwellings have housing problems

Suitability



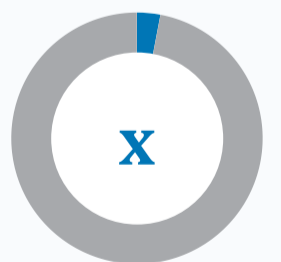
of dwellings do not have enough bedrooms

Adequacy



of dwellings require major repairs

Affordability



of dwellings cost more than 30% of household income

Levels of community **Satisfaction** with:

Employment Opportunities

47%

Cost of Living

13%

Sense of Belonging

57%

Overall, **73%** of households were satisfied with their home community

