


Tulita

2019 Community Survey

55%

Employment Rate

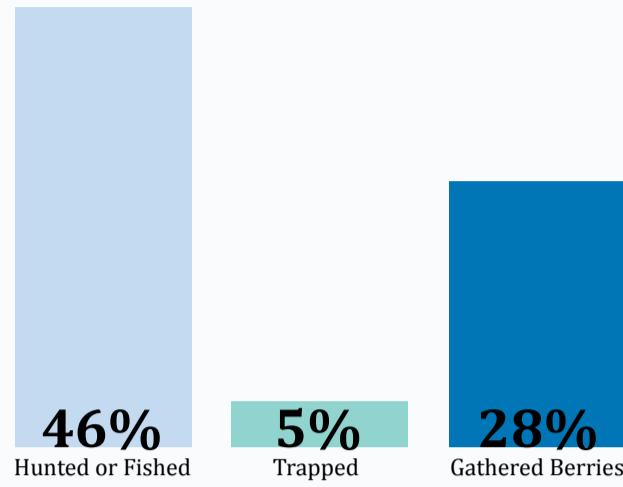


from 2009

Top 3 Occupations

**Heavy equipment operators
Trades helpers & labourers
Cleaners**

Traditional Activities



households who consumed 75% of their meat and fish through harvest

45%

*Proportions are based on the Indigenous population

can speak an Indigenous language

36%



want to learn or improve their Indigenous language skills

65%

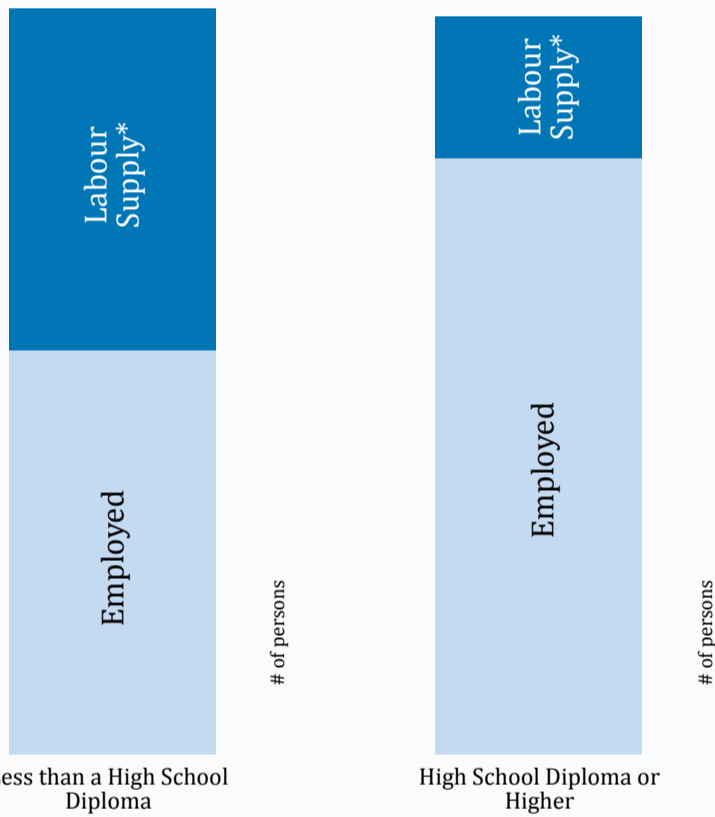
Top Language: **North Slavey**

*Proportions are based on the Indigenous population

Indigenous Languages

Labour Force

Employment and Education



*Unemployed persons and persons not in the labour force who want a job

Financial Security



18% of households had difficulty making ends meet*

26%

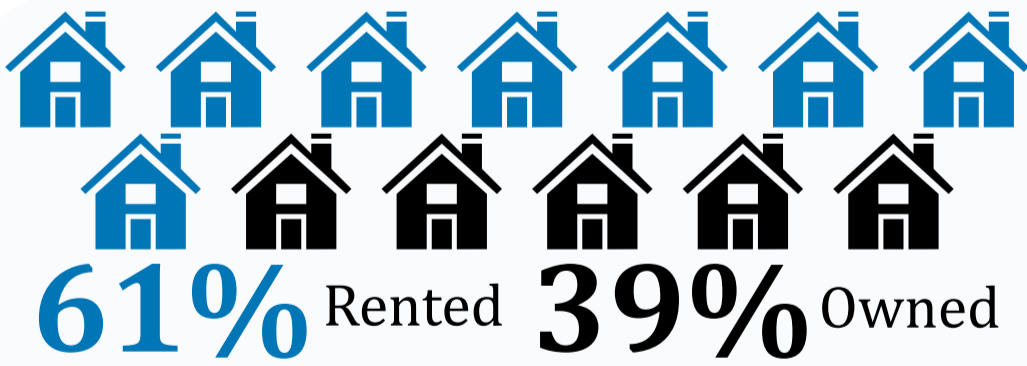
of households were worried about having money for food

Sometimes Worried

Often Worried

*Being able to afford food, clothing, transportation, housing, etc.

Housing



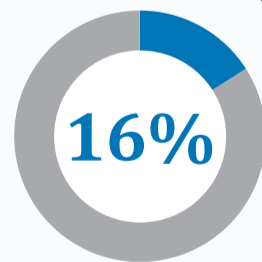
17%

have occupants who can't get their own dwelling

52%

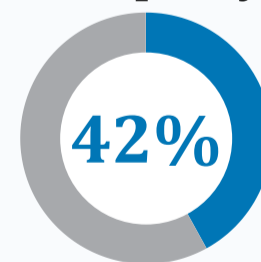
of Dwellings have housing problems

Suitability



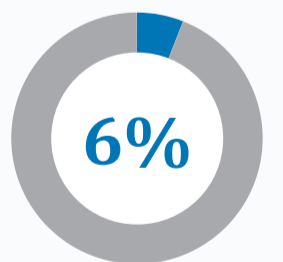
of dwellings do not have enough bedrooms

Adequacy



of dwellings require major repairs

Affordability



of dwellings cost more than 30% of household income

Levels of community **Satisfaction** with:

Employment Opportunities

19%

Cost of Living

29%

Sense of Belonging

81%

Overall, **76%** of households were satisfied with their home community

