


Yellowknife

2019 Community Survey

75%

Employment Rate

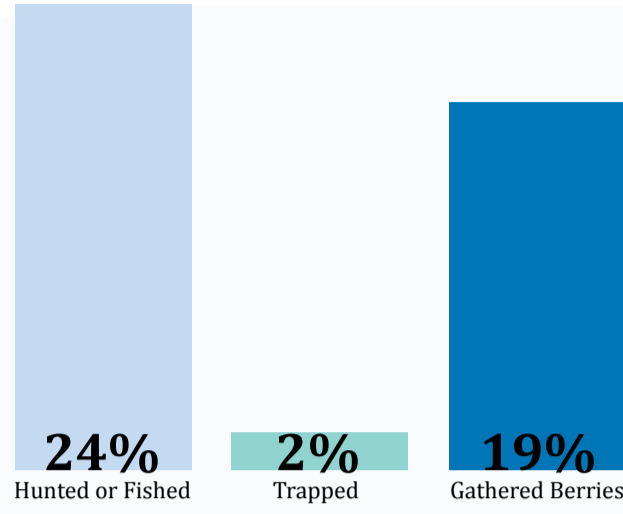


from 2009

Top 3 Occupations

- Motor vehicle & transit drivers
- Policy & program researchers
- Administrative occupations

Traditional Activities



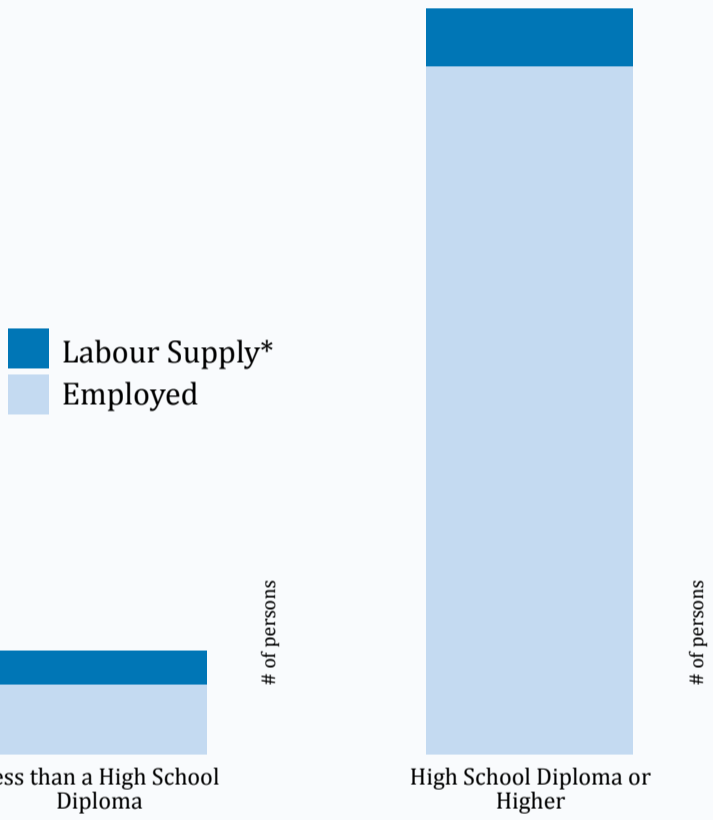
households who consumed 75% of their meat and fish through harvest

3%

*Proportions are based on the Indigenous population

Labour Force Employment and Education

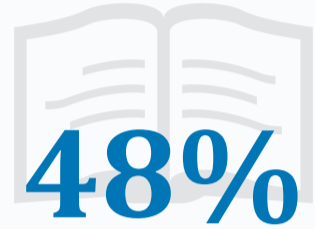
Labour Force



*Unemployed persons and persons not in the labour force who want a job

can speak an Indigenous language

15%



want to learn or improve their Indigenous language skills

Tłıchọ

Top Language:

*Proportions are based on the Indigenous population

Indigenous Languages

Financial Security



16% of households had difficulty making ends meet*

17%

of households were worried about having money for food

Sometimes Worried

Often Worried

*Being able to afford food, clothing, transportation, housing, etc.

Housing



41% Rented **59%** Owned

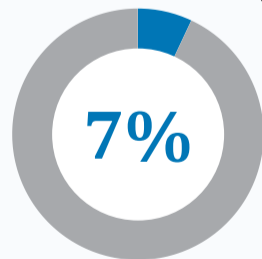
6%

have occupants who can't get their own dwelling

40%

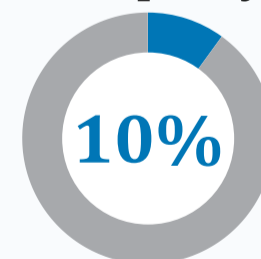
of Dwellings have housing problems

Suitability



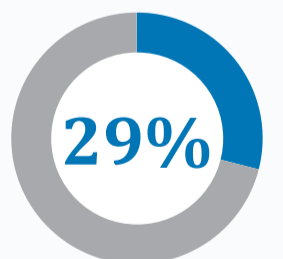
of dwellings do not have enough bedrooms

Adequacy



of dwellings require major repairs

Affordability



of dwellings cost more than 30% of household income

Levels of community Satisfaction with:

Employment Opportunities

66%

Cost of Living

14%

Sense of Belonging

72%

Overall, **73%** of households were satisfied with their home community

